



## Flash Eurobarometer 504

# Perceived independence of the national justice systems in the EU among companies



Fieldwork:

**January-February 2022**

Publication:

**May 2022**

Survey requested by the European Commission, Directorate-General for Justice and Consumers and coordinated by the Directorate-General for Communication

This document does not represent the point of view of the European Commission. The interpretations and opinions contained in it are solely those of the authors.

Flash Eurobarometer 504 – Ipsos European Public Affairs





# **Flash Eurobarometer 504**

Report

## **Perceived independence of the national justice systems in the EU among companies**

January-February 2022

Survey conducted by Ipsos European Public Affairs at the request of the European Commission,  
Directorate-General for Justice and Consumers

Survey coordinated by the European Commission, Directorate-General for Communication  
(DG COMM “Media Monitoring and Eurobarometer” Unit)

Project title Flash Eurobarometer 504 Perceived Independence of the  
National Justice Systems in the EU among companies –  
January-February 2022  
Report

Linguistic version EN

Catalogue number DS-07-22-235-EN-N

ISBN 978-92-76-52214-0

doi:10.2838/084544

© European Union, 2022

<https://europa.eu/eurobarometer>

## Table of contents

---

Introduction .....	1
Key findings.....	3
Section 1. Perceived independence of courts and judges among companies.....	5
Section 2. Main reasons among companies for the perceived independence of the national justice system.....	9
2.1. Positive assessments.....	9
2.2. Negative Assessments .....	19
Section 3. Investment protection.....	29
3.1. Confidence in investment protection.....	29
3.2. Reasons for concern about investment protection.....	33
Technical specifications.....	38
Questionnaire.....	41
Data annex.....	43



## Introduction

---

This Flash Eurobarometer survey explores the opinions of companies about the independence of the judiciary across the 27 EU Member States.

This survey was commissioned by the European Commission's Directorate-General for Justice and Consumers. The survey follows previous surveys on this topic conducted yearly since 2016.

The results of these surveys feed into the EU Justice Scoreboard, which provides data on the efficiency, quality, and independence of national justice systems – essential parameters of effective justice systems. Effective justice systems are vital for implementing EU law and upholding the rule of law and the values upon which the EU is founded. Effective justice systems are also essential for mutual trust, the investment climate and the sustainability of long-term growth.

This Flash Eurobarometer survey explores:

- How companies perceive the independence of courts and judges in their country
- The reasons for these perceptions, both positive and negative
- Whether companies have confidence in the protection of their investments by law and courts
- The reasons for concerns about the effectiveness of this protection.

For this Flash Eurobarometer, a representative sample of businesses employing one or more persons in the Manufacturing (NACE category C), Retail (NACE category G), Services (NACE categories H/I/J/K/L/M/N), and Industry (NACE categories B/D/E/F) sectors were interviewed. Interviews took place via telephone with someone with decision-making responsibilities in the company (managing director, general manager, CEO, financial director), someone leading the commercial activities (commercial manager, sales manager, marketing manager) or a legal officer. Between 17 January and 1 February 2022, 12 909 interviews were conducted by Ipsos European Public Affairs.

Results are presented from an EU, country and business-demographic perspective, and are compared to the results of the previous survey in this series, conducted in July 2021 (Flash Eurobarometer 490<sup>1</sup>). Survey data are weighted to known business population proportions. The EU27 averages are weighted according to the size of the business population of each Member State. A technical note on the methods applied to conduct the survey is appended as an annex to this report.

---

<sup>1</sup> <https://ec.europa.eu/commfrontoffice/publicopinion/index.cfm/ResultDoc/download/DocumentKy/90540>

*Notes:*

- 1) Survey results are subject to sampling tolerances meaning that not all apparent differences between groups may be statistically significant. Thus, only statistically significant differences (at the 5% level) – i.e., where it can be reasonably certain that they are unlikely to have occurred by chance – are highlighted in the text.
- 2) The report looks the most recent year-on-year changes at EU27 and national levels. The term percentage point (the abbreviation- pp) is used when comparing changes in percentages. Year-on-year differences are calculated from percentages with one decimal and are then rounded to the nearest integer.
- 3) Due to rounding, the percentages shown in the charts and tables do not always exactly add up to the totals mentioned in the text.
- 4) In this report, countries are referred to by their official abbreviation. The abbreviations used in this report correspond to:

BE		Belgium	LT		Lithuania
BG		Bulgaria	LU		Luxembourg
CZ		Czechia	HU		Hungary
DK		Denmark	MT		Malta
DE		Germany	NL		Netherlands
EE		Estonia	AT		Austria
IE		Ireland	PL		Poland
EL		Greece	PT		Portugal
ES		Spain	RO		Romania
FR		France	SI		Slovenia
HR		Croatia	SK		Slovakia
IT		Italy	FI		Finland
CY		Rep. of Cyprus*	SE		Sweden
LV		Latvia			

\* Cyprus as a whole is one of the 27 EU MS. However, the ‘acquis communautaire’ has been suspended in the part of the country which is not controlled by the government of the Republic of Cyprus. For practical reasons, only the interviews carried out in the part of the country controlled by the government of the Republic of Cyprus are included in the ‘CY’ category.



## Key findings

---

### **52% of companies rate the independence of courts and judges in their country as good**

- About one in two companies surveyed rate their country's justice system, in terms of the independence of courts and judges, as (fairly or very) good, with 12% saying it is very good. About one third say the independence of courts and judges in their country is (fairly or very) bad, with 13% saying it is very bad.
- Compared to 2021, there is a three-percentage point increase in the proportion of companies that rate the independence of courts and judges in their country as good.
- The proportion of companies rating the independence of courts and judges in their country as good varies considerably across the Member States, ranging from 20% in Poland to 87% in Finland and Denmark.
- Companies in Italy (+12 pp), Germany (+8 pp) and Croatia (+7 pp) are now more likely to have a positive perception about the independence of courts and judges than in 2021, while those in Latvia (-26 pp), Bulgaria (-15 pp), Estonia and Netherlands (both -10 pp) are now much less likely to do so.
- Larger companies (in terms of employees), those with a high turnover and those in the services sector are more likely to rate the level of independence of the courts and judges in their country as good.

### **About eight in ten companies say that the status and position of judges explain their positive rating of the independence of courts and justice in their country**

- Companies that say the independence of the courts and judges in their country is good are most likely to give this rating because the status and position of judges sufficiently guarantee their independence (79%), followed by pressure from economic or other specific interests (63%) and a lack of interference or pressure from government and politicians (62%). Compared to 2021 these figures are broadly the same.
- In all Member States, for a majority of companies, the status and position of judges is being sufficient to guarantee their independence is the most common reason for a positive rating.
- Companies established in 2021 are less likely to say that the status and position of judges explains their positive rating of the level of the independence of the justice system in their country than companies established earlier.

**Companies are most likely to rate the level of independence of courts and judges in their country as bad because of interference from government and politicians**

- Companies that rate the level of independence of the courts and judges in their country as bad are most likely to say this because of interference or pressure from government and politicians (81%), followed by the interference or pressure from economic or other specific interests (76%).
- Around two-thirds (67%) say the fact that the status and position of judges does not sufficiently guarantee their independence explains their negative rating of the level of independence of courts and judges in their country.
- In 14 countries (out of 24 with a sufficient sample size for analysis), interference or pressure from government or politicians is the most common reason for rating the independence of the national judiciary as bad.

**A majority of companies are confident that their investments are protected by the law and courts in their country**

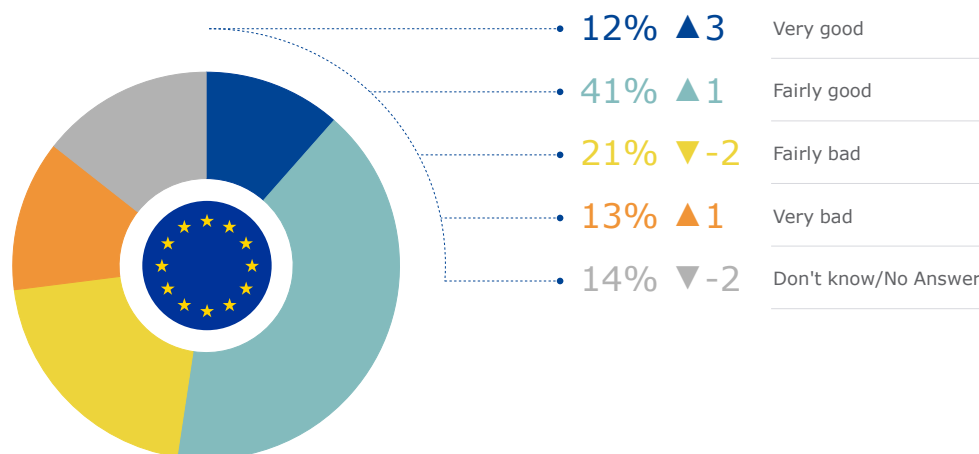
- A majority of companies say that they are confident that their investments are protected by the law and courts in their country if something goes wrong: 15% say that they are 'very confident' and 40% that they are 'fairly confident'.
- The proportion of companies that are confident that the law and courts in their country protect their investments varies considerably across Member States, ranging from 25% in Poland to 82% in Finland.
- Companies with 50 to 249 employees, those with a turnover of more than 2 million euros, those that have not been involved in dispute that went to court, and those with at least 10% in foreign ownership are more likely to be confident that their investments are protected by the law and courts in their country if something goes wrong.
- Companies that are not confident about the protection of their investments explain this by: unpredictable, non-transparent administrative conduct, and difficulty to challenge administrative decisions in court (64%), frequent changes in legislation, or concerns about the quality of the law-making process (63%), difficulty to obtain a fair compensation/to protect property when something goes wrong (61%), and difficulty in enforcing rights in court due to concerns about quality, efficiency or independence of justice (60%).

## Section 1. Perceived independence of courts and judges among companies

### 52% of companies surveyed rate the independence of courts and judges in their country as good

About one in two companies rate the justice system in their country – in terms of the independence of courts and judges – as good: 12% say it is ‘very good’ and 41% that it is ‘fairly good’. About one in three companies say that the independence of courts and judges is bad, with 21% saying it is ‘fairly bad’ and 13% that it is ‘very bad’. Almost one in seven (14%) reply they do not know.

**Q1** From what you know, how would you rate the justice system in (THIS COUNTRY) in terms of the independence of courts and judges? Would you say it is very good, fairly good, fairly bad or very bad? (% - EU27)



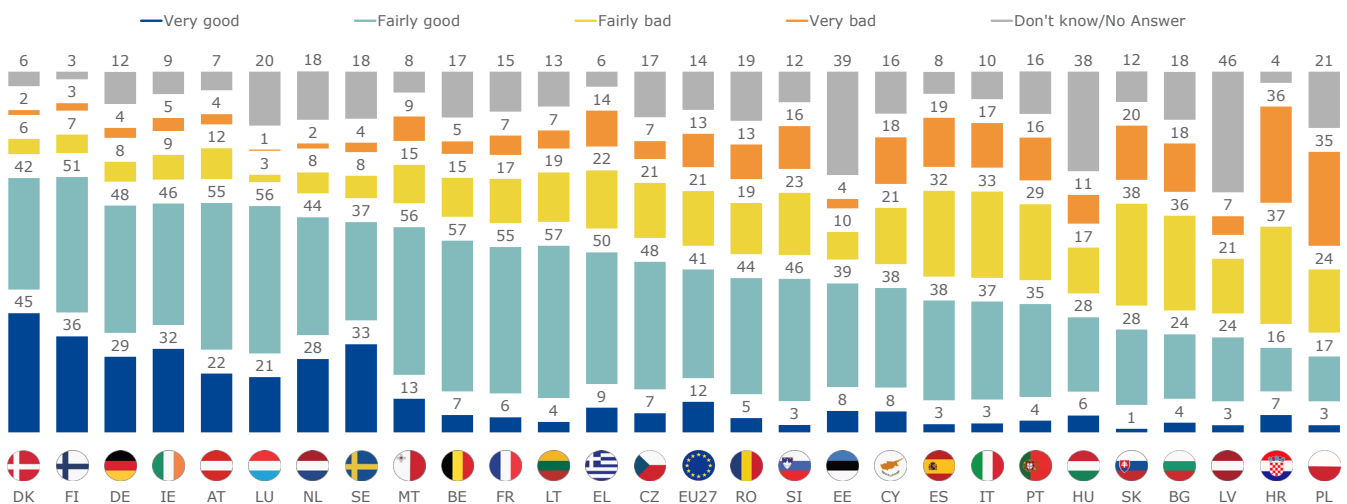
Base: all companies (n=12 909) ▼▲ Evolution 01/2022- 03-04/2021

Opinion is slightly more positive than in 2021. There is an increase of three percentage points in the proportion of companies that rate their national justice system – in terms of the independence of courts and judges – as ‘very good’.

Opinion about the independence of courts and judges varies considerably across the Member States. In 14 countries, at least half of all companies surveyed rate the independence of courts and judges in their country as good, with those in Finland and Denmark (both 87%) being the most likely to do so. By contrast, 20% of companies in Poland and 23% in Croatia think the same. In two countries - Denmark (45%) and Finland (36%) - more than one third of companies say the independence of their justice system is 'very good'. In Slovakia, just 1% of companies rate their justice system as 'very good'.

The proportion of companies that rate the independence of courts and judges in their country as bad is the highest in Croatia (73%), followed by Poland and Slovakia (both 59%). This proportion is the lowest in Luxembourg (3%) and Denmark (8%). More than one in three companies in Croatia (36%) and Poland (35%) rate their national justice system, in terms of the independence of courts and judges, as 'very bad'. At the other end of the scale, just 1% of companies in Luxembourg and 2% in both Denmark and the Netherlands think the same.

**Q1** From what you know, how would you rate the justice system in (THIS COUNTRY) in terms of the independence of courts and judges? Would you say it is very good, fairly good, fairly bad or very bad? (%)<sup>2</sup>



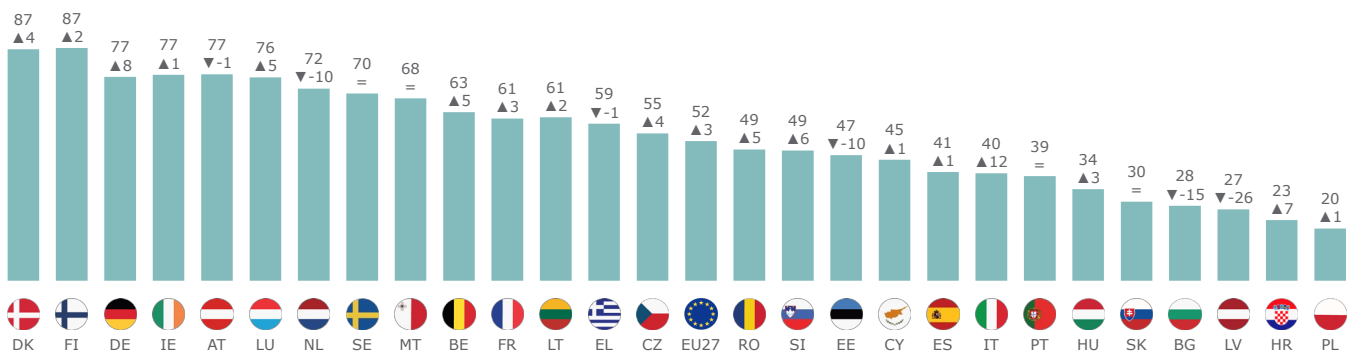
Base: all companies (n=12 909)

<sup>2</sup> The chart shows individual categories that have been rounded (very good, good, bad, very bad and no answer). However, the chart has been ranked according to the rounded category total good (very good + fairly good). In case countries have the same score for total good, they are ranked according to the rounded category total bad (very bad + fairly bad). For Austria, the result is ranked based on the percentages as seen in the graph, not on the rounded category total good (as in the Volume tables A).

There are some substantial changes in opinion compared to 2021, in both positive and negative directions. For instance, companies in Italy (+12 pp), Germany (+8 pp) and Croatia (+7 pp) are now more likely to rate their justice system – in terms of the independence of courts and judges – as good. In contrast, companies in Latvia (-26 pp), Bulgaria (-15 pp), Estonia and Netherlands (both -10 pp) are now much less likely to do so.

It should be added here that, although there is a large decrease in the proportion of companies in Latvia that rate the independence of their justice system as good (-26 pp), there is no increase in the proportion stating the opposite – that the independence of courts and judges is bad. The trend compared to 2021 is caused by a large increase in the proportion of companies in Latvia that state that they ‘do not know’ how to rate the justice system in the country.

**Q1** From what you know, how would you rate the justice system in (THIS COUNTRY) in terms of the independence of courts and judges? Would you say it is very good, fairly good, fairly bad or very bad? (% **Total ‘Good’**)



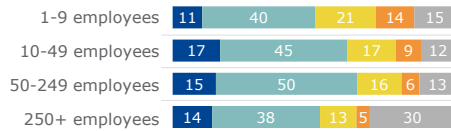
Base: all companies (n=12 909) ▼▲ Evolution 01/2022- 03-04/2021

The analysis in terms of company characteristics shows the following:

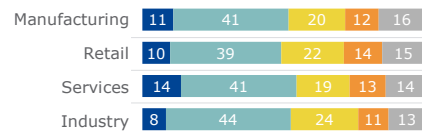
- Compared to micro companies (with nine or less employees), small companies (with between 10 and 49 employees) and medium sized companies (with between 50 and 250 employees) are somewhat more likely to rate the independence of courts and judges in their country as good (51% vs 62%-65%).
- Companies in the services sector are more likely than those in other sectors to rate the level of independence of courts and judges in their country as good (55%, compared to 49%-52% in the retail, manufacturing and industry sectors).
- The higher a company's turnover, the more likely they are to say the independence of courts and judges in their country is good: 63% with the highest turnover (more than two million euros) say so, compared to 48% with a turnover of up to 100 000 euros.
- There is no significant difference between companies that have been involved in a dispute that went to court and those that have not been involved in such a dispute in terms of how they rate their national justice system, although those that have not been involved in a dispute are more likely to say they do not know (15% vs 9%).

**Q1** From what you know, how would you rate the justice system in (THIS COUNTRY) in terms of the independence of courts and judges? Would you say it is very good, fairly good, fairly bad or very bad? (% by business demographics)

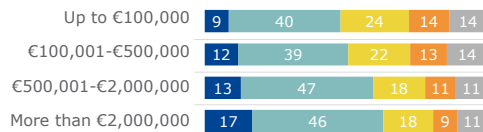
### Company size



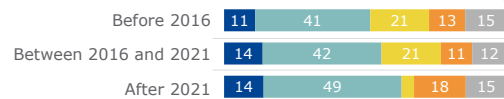
### NACE sector




### Turnover in 2021



### Company age



### Involved in a court dispute



— Very good — Fairly good — Fairly bad — Very bad — Don't know/No Answer

Base: all companies (n=12 909)

## Section 2. Main reasons among companies for the perceived independence of the national justice system

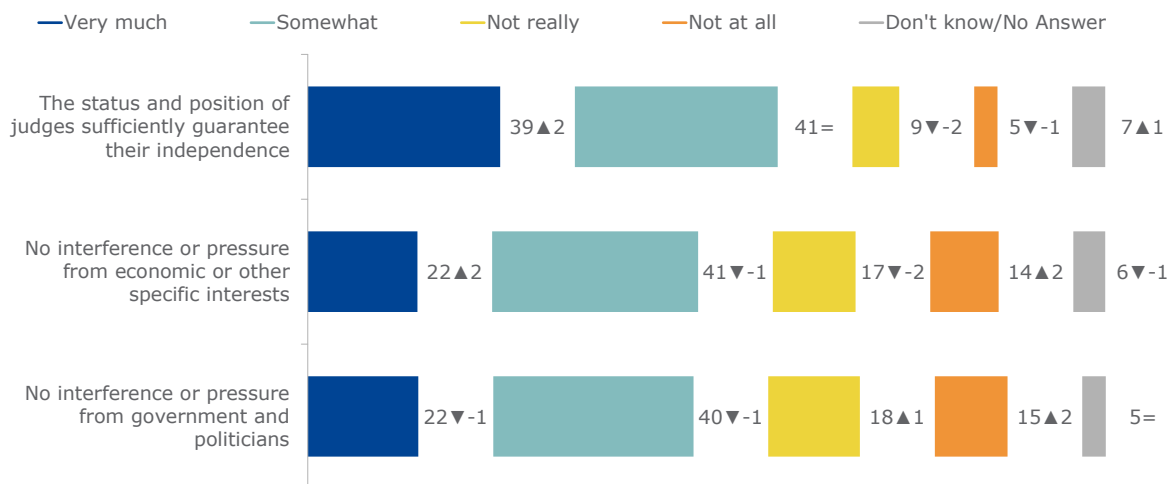
### 2.1. Positive assessments

**About eight in ten companies say that the status and position of judges explain their positive rating of the independence of courts and justice in their country**

Companies that rated their national justice system – in terms of the independence of courts and judges – as good (answering ‘fairly good’ or ‘very good’) were asked about the extent to which the status of judges, a lack of pressure from governments/politicians or economic or special interests explains their rating.

About eight in ten companies say the fact that the status and position of judges sufficiently guarantee their independence explains their positive rating, with 39% saying this ‘very much’ explains it. More than six in ten (63%) of companies say a lack of interference or pressure from economic or other specific interests explains their rating, with 22% saying this ‘very much’ explains it. A similar proportion (62%) say a lack of interference or pressure from government and politicians explains their rating, with 22% saying this ‘very much’ explains their rating. These indicators do not show any significant difference compared to the corresponding indicators in 2021.

**Q2b** Could you tell me to what extent each of the following reasons explains your rating of the independence of the justice system in (THIS COUNTRY): (% - EU27)



Base: companies rating the independence of justice as good (n=7 239)

▼▲ Evolution 01/2022- 03-04/2021

## a. Status and position of Judges

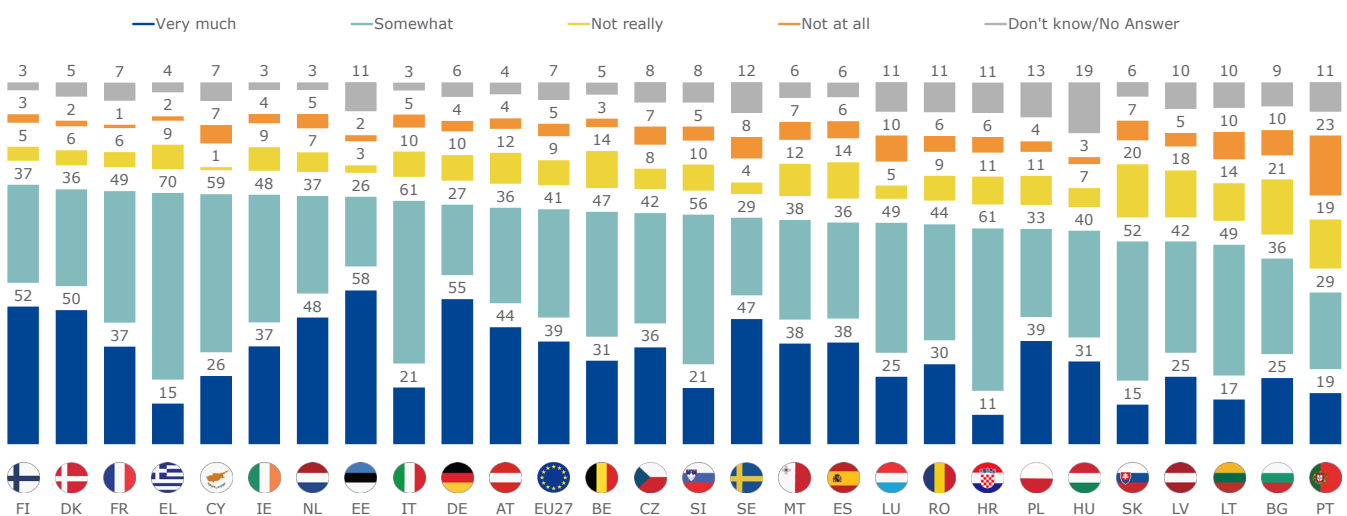
In all Member States, a majority of companies say the fact that the status and position of judges sufficiently guarantee their independence explains their positive rating. Proportions range from 48% in Portugal, 61% in Bulgaria, 66% in Lithuania, 67% in Latvia and Slovakia, to 86% in France, 87% in Denmark and 89% in Finland.

There are four countries where at least half of companies say this 'very much' explains their good rating: Estonia (58%), Germany (55%), Finland (52%) and Denmark (50%). In Croatia, however, this view is shared by 17% of companies. Companies in Greece (70%), Croatia and Italy (both 61%), and Cyprus (59%) are the most likely to say the status and position of judges 'somewhat' explain their rating, while those in Estonia (26%), Germany (27%), Sweden and Portugal (both 29%) are the least likely to do so.

Companies in Bulgaria (21%), Slovakia (20%) and Portugal (19%) are the most likely to say the status and position of judges do 'not really' explain their positive rating, compared to 1% in Cyprus. In Portugal, 23% say this reason does not explain their rating at all.

**Q2b.3** Could you tell me to what extent each of the following reasons explains your rating of the independence of the justice system in (THIS COUNTRY):

**The status and position of judges sufficiently guarantee their independence (%)**



Base: companies rating the independence of justice as good (n=7 239)

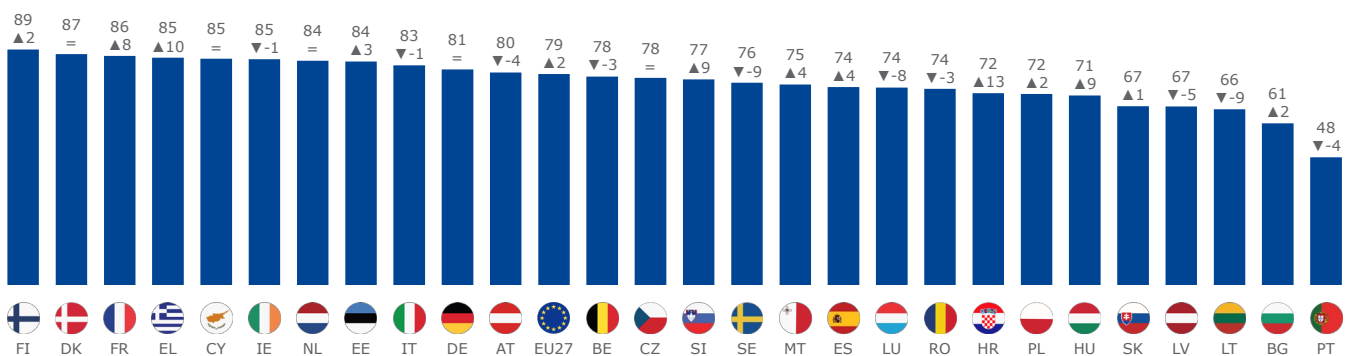


There are some country level changes compared to 2021, both positive and negative.<sup>3</sup> Companies in Croatia (+13 pp), Greece (+10 pp) and Slovenia (+9 pp) are now more likely to say the status and position of judges explain their positive rating. In contrast, companies in Lithuania and Sweden (both -9 pp) and Luxembourg (-8 pp) are now less likely to say this reason explains their positive rating.

**Q2b.3** Could you tell me to what extent each of the following reasons explains your rating of the independence of the justice system in (THIS COUNTRY):

**The status and position of judges sufficiently guarantee their independence**

(% Total 'Explains')



Base: companies rating the independence of justice as good (n=7 239)

▼▲ Evolution 01/2022- 03-04/2021

<sup>3</sup> Caution should be exercised when interpreting the results for Croatia, due to a low base size in 2021 (50-99).

## b. Political pressure

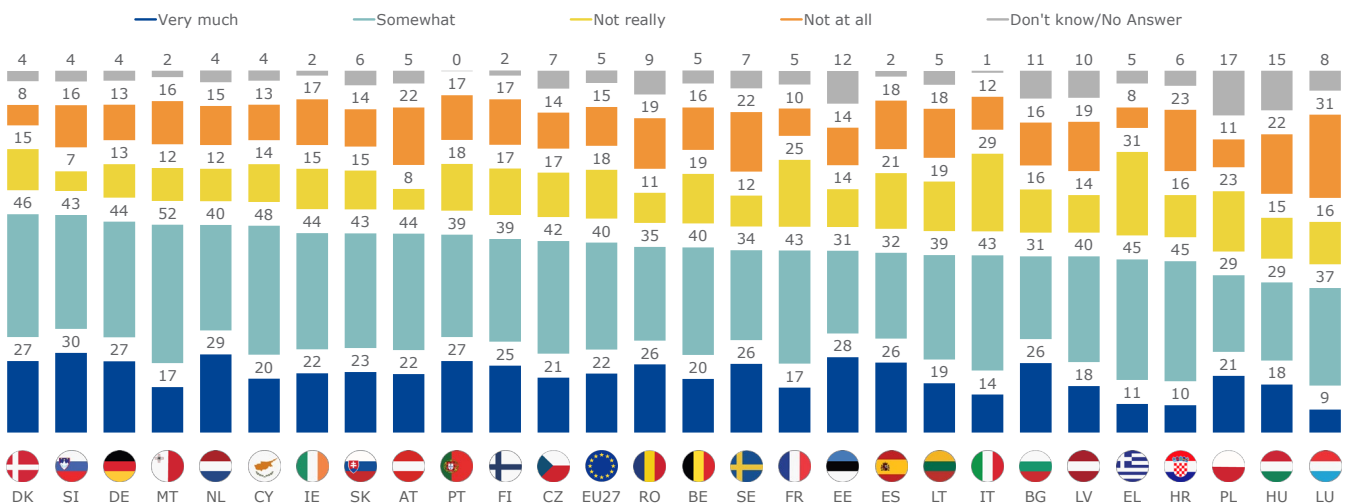
In all but three countries, more than half of companies say a lack of interference or pressure from government and politicians explains why they rate the independence of courts and judges in their country as good. Companies in Denmark and Slovenia (both 73%), Germany (70%), Cyprus, Malta and the Netherlands (all 69%) are the most likely to say this, while those in Luxembourg (45%) and Hungary (47%) are the least likely to do so.

Companies in Slovenia (30%), followed by those in Netherlands (29%) and Estonia (28%), are the most likely to say this reason 'very much' explains their good rating of the level of independence of courts and judges. At the other end of the scale, 9% in Luxembourg, 10% in Croatia and 11% in Greece say the same. About half of companies in Malta (52%), Cyprus (48%) and Denmark (46%) say a lack of interference or pressure from government and politicians 'somewhat' explains their rating, while companies in Hungary, Poland (both 29%), Bulgaria and Estonia (both 31%) are the least likely to say this.

Companies in Greece (31%), Italy (29%) and France (25%) are the most likely to say a lack of interference or pressure from government and politicians does 'not really' explain their positive rating of the level of independence of courts and judges, while those in Slovenia (7%) and Austria (8%) are the least likely to do so. In Luxembourg, 31% say this reason does not explain their rating at all.

**Q2b.1** Could you tell me to what extent each of the following reasons explains your rating of the independence of the justice system in (THIS COUNTRY):

**No interference or pressure from government and politicians (%)**



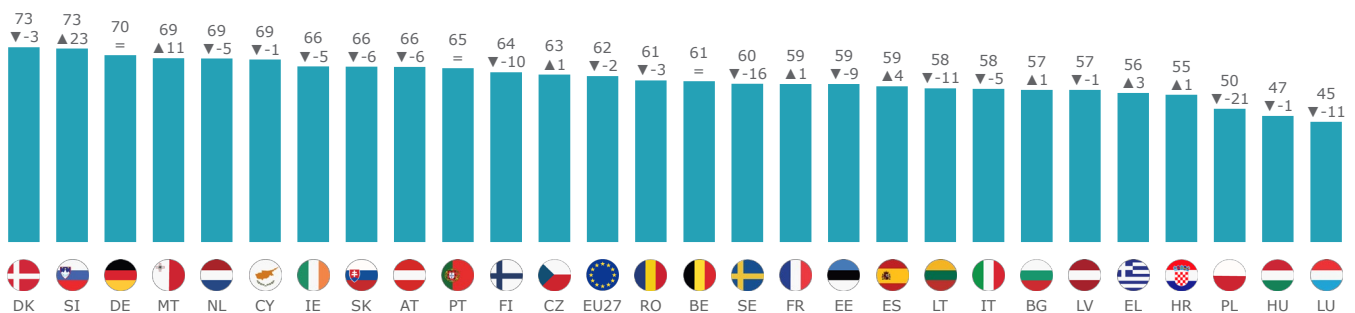
Base: companies rating the independence of justice as good (n=7 239)

There are some large shifts compared to 2021 in the proportion of companies that say the reason for their positive rating of the level of independence of courts and judges in their country is a lack of interference from government and politicians.<sup>4</sup> The largest increases are observed among companies in Slovenia (+23 pp) and Malta (+11 pp). In contrast, companies in Sweden (-16 pp), Lithuania and Luxembourg (both -11 pp), Finland (-10 pp) and Estonia (-9 pp) are now less likely to say this.

**Q2b.1** Could you tell me to what extent each of the following reasons explains your rating of the independence of the justice system in (THIS COUNTRY):

**No interference or pressure from government and politicians**

(% Total 'Explains')



Base: companies rating the independence of justice as good (n=7 239)

▼▲ Evolution 01/2022- 03-04/2021

<sup>4</sup> Caution should be exercised when interpreting the results for Croatia, due to a low base size in 2021 (50-99).

### c. Economic interests

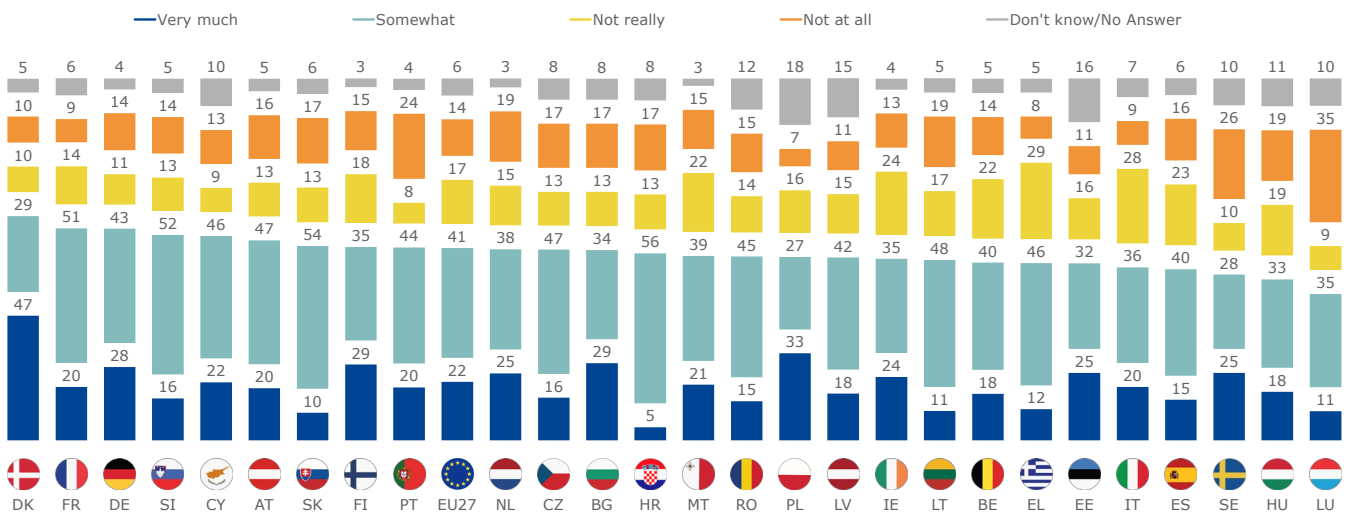
In all but one Member State (Luxembourg), a majority of companies say a lack of interference or pressure from economic or other specific interests explains why they rate the independence of courts and judges positively. Respondents in Denmark (75%), and Germany and France (both 71%) are the most likely to say that a lack of pressure from economic or other specific interest explain their rating, while those in Luxembourg (46%), Hungary (51%) and Sweden (53%) are the least likely to say this reason explains their rating.

Almost one in two companies in Denmark (47%) say this reason 'very much' explains their rating, compared to 5% in Croatia. At least one in two companies in Croatia (56%), Slovakia (54%) and Slovenia (52%) say this reason 'somewhat' explains their rating, compared to 27% in Poland, 28% in Sweden and 29% in Denmark.

Companies in Greece (29%), Italy (28%) and Ireland (24%) are the most likely to say a lack of interference or pressure from economic or other specific interests does 'not really' explain their positive rating of the level of independence of courts and judges, while those in Portugal (8%), Cyprus and Luxembourg (both 9%) are the least likely to say so. Companies in Luxembourg (35%) are the most likely to say this reason 'not at all' explains their rating, compared to 7% in Poland and 8% in Greece.

**Q2b.2** Could you tell me to what extent each of the following reasons explains your rating of the independence of the justice system in (THIS COUNTRY):

**No interference or pressure from economic or other specific interests (%)**



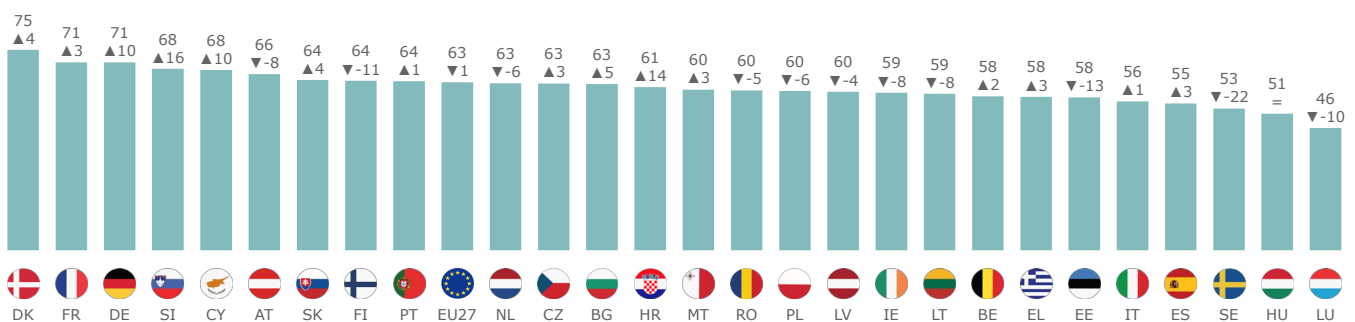
Base: companies rating the independence of justice as good (n=7 239)

Some significant changes are observed in the results compared to 2021.<sup>5</sup> In particular, companies in Slovenia (+16 pp), Croatia (+14 pp), France and Cyprus (both +10 pp) are now more likely to say a lack of interference or pressure from economic or other specific interests explains why they rate the level of independence of courts and judges in their country positively. On the other hand, companies Sweden (-22 pp), Estonia (-13 pp), Finland (-11 pp) and Luxembourg (-10 pp) are now much less likely to say this.

**Q2b.2** Could you tell me to what extent each of the following reasons explains your rating of the independence of the justice system in (THIS COUNTRY):

**No interference or pressure from economic or other specific interests**

(% Total 'Explains')



Base: companies rating the independence of justice as good (n=7 239)

▼▲ Evolution 01/2022- 03-04/2021






#### d. Business demographics

The analysis by business demographics for companies that say the independence of their justice system is good illustrates the following:

- Companies established in 2021 are less likely to say that the status and position of judges explains their positive rating of the level of the independence of the justice system in their country than companies established earlier (61% vs 80% of companies established between 2016 and 2021 and companies established before 2016).
- Small companies (with 10-49 employees) are more likely than micro-companies (1-9 employees) to say that the lack of interference or pressure from government or politicians explains their positive rating of the level of independence of the justice system in their country (68% vs 61%). Companies in the services sector are more likely to say this explains their positive rating than companies in the industry sector (65% vs 57%).
- Small companies are also more likely than micro-companies to say that the interference or pressure from economic or other specific interests explains their positive rating of the independence of the justice system in their country (68% vs 62%).

<sup>5</sup> Caution should be exercised when interpreting the results for Croatia, due to a low base size in 2021 (50-99).

**Q2b** Could you tell me to what extent each of the following reasons explains your rating of the independence of the justice system in (THIS COUNTRY): (% by business demographics)

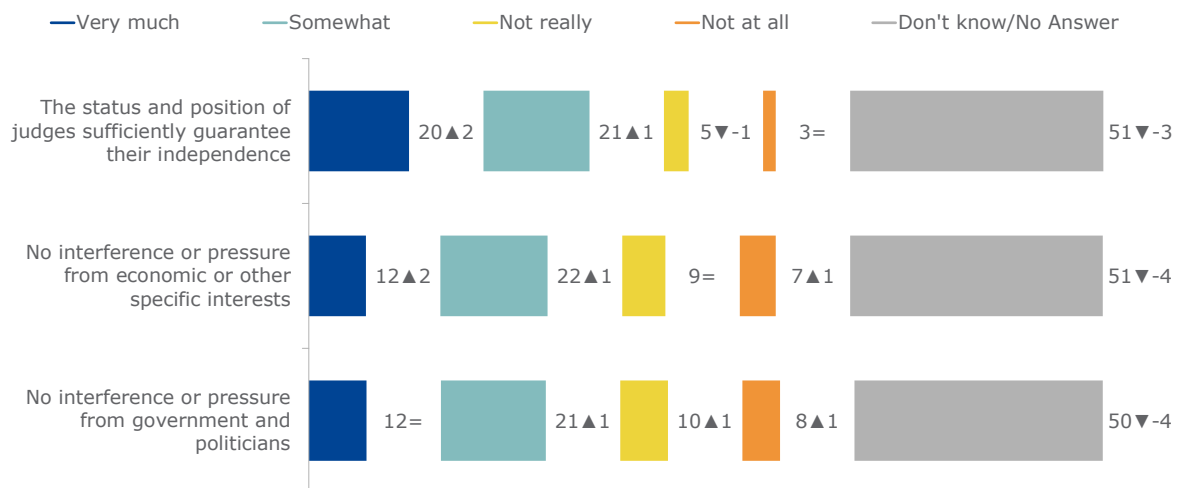
	No interference or pressure from government and politicians		No interference or pressure from economic or other specific interests		The status and position of judges sufficiently guarantee their independence	
	Explains (total)	Does not explain (total)	Explains (total)	Does not explain (total)	Explains (total)	Does not explain (total)
EU27	62	33	63	30	79	14
 <b>Company size</b>						
1-9 employees	61	34	62	31	78	15
10-49 employees	68	30	68	28	83	12
50-249 employees	65	33	66	30	84	13
250+ employees	64	30	59	38	84	10
 <b>Company turnover in 2020</b>						
Up to €100,000	62	34	61	33	81	13
€100,001-€500,000	65	30	64	28	80	13
€500,001-€2,000,000	60	36	67	28	81	13
More than €2,000,000	64	32	66	31	86	11
 <b>Sector of activity</b>						
Manufacturing	62	36	65	31	80	14
Retail	62	33	65	29	79	14
Services	65	31	62	31	80	15
Industry	57	35	62	31	78	13
 <b>Company age (establishment year)</b>						
Before 2015	61	34	63	31	80	14
Between 2015-2020	67	30	67	28	80	14
After 2020	63	35	55	40	61	28
 <b>Involved in a dispute which went to court</b>						
Yes	66	32	63	30	81	14
No	62	33	63	30	79	14

Base: companies rating the independence of justice as good (n=7 239)

### e. Analysis based on all respondents

The chart below shows the results of this question when using the whole sample of companies that took part in the survey. About four in ten companies say the status and position of judges sufficiently guaranteeing their independence explains why they rate the independence of their national justice system, in terms of independence of courts and judges, as good. One in three companies say that government and politicians' lack of interference or pressure explains their good rating, while the same proportion (33%) say this about the lack of interference or pressure from economic or other specific interests.

**Q2b** Could you tell me to what extent each of the following reasons explains your rating of the independence of the justice system in (THIS COUNTRY): (% - EU27)



Base: all companies (n=12 909) ▼▲ Evolution 01/2022- 03-04/2021

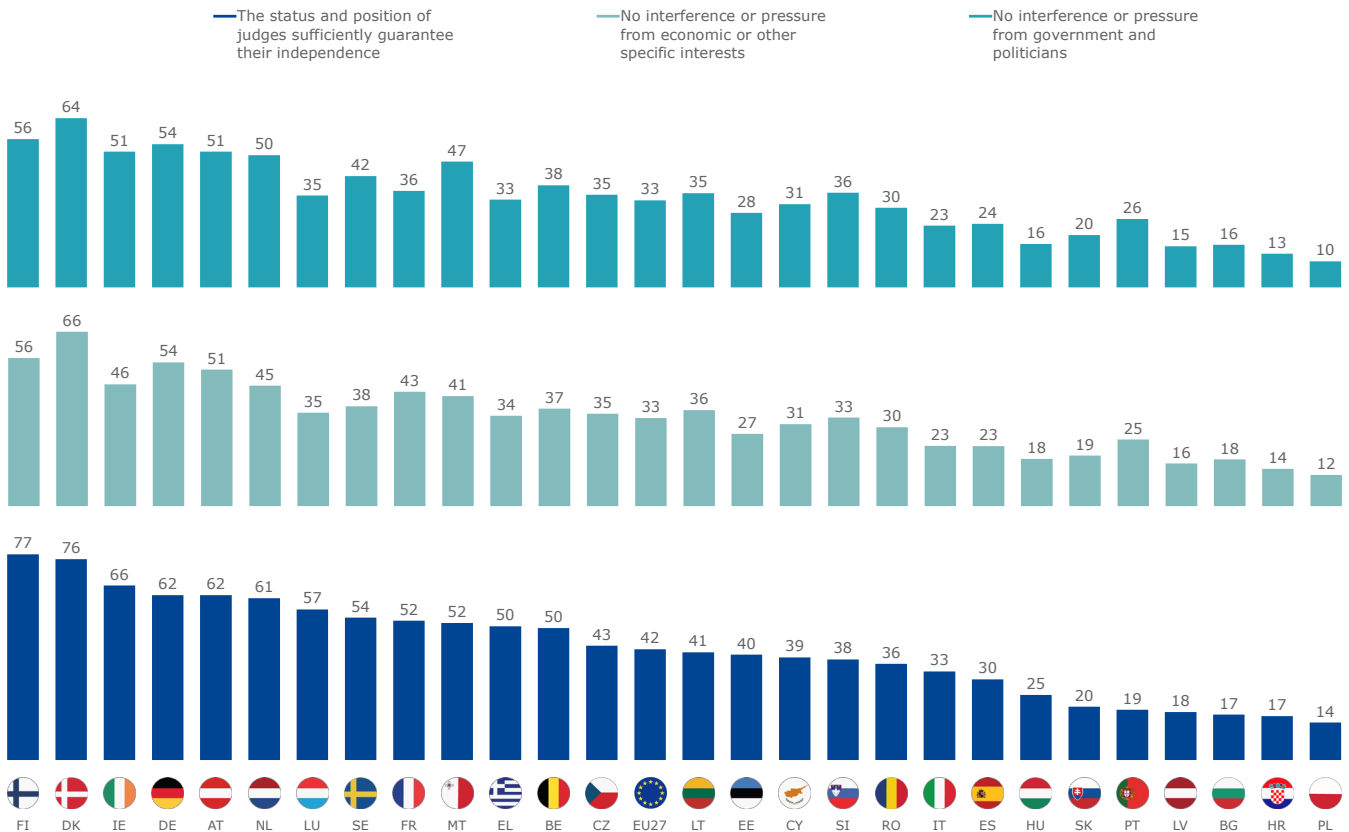
Compared to 2021, companies are now slightly more likely to say their positive rating is explained by the status and position of judges sufficiently guaranteeing their independence (+4 pp) or the lack of interference or pressure from economic or other interest (+3 pp).

The results recalculated on the full sample show that opinions vary substantially across Member States. More than three-quarters of companies in Denmark (76%) and Finland (77%) say the fact that the status and position of judges sufficiently guarantee their independence explains why they rate the independence of their justice system, in terms of independence of courts and judges, as good. This compared to 14% of companies in Poland, 17% in Croatia and Bulgaria, and 18% in Latvia that say the same.

There are four countries where at least 50% of companies say that a lack of interference or pressure from economic or other specific interests explains why they rate the level of independence of courts and judges as good: Denmark (66%), Finland (56%), Germany (54%), and Austria (51%). At the other end of the scale, 12% of companies in Poland, 14% in Croatia, and 16% in Latvia say the same.

More than half of all companies in Denmark (64%), Finland (56%), Germany (54%), Austria and Ireland (both 51%) say a lack of interference or pressure from government and politicians explains why they rate the level of independence of courts and judges as good. By contrast, 10% in Poland, 13% in Croatia and 15% in Latvia say the same.

**Q2b** Could you tell me to what extent each of the following reasons explains your rating of the independence of the justice system in (THIS COUNTRY): (% Explains “very much” + “somewhat”)



Base: all companies (n=12 909)



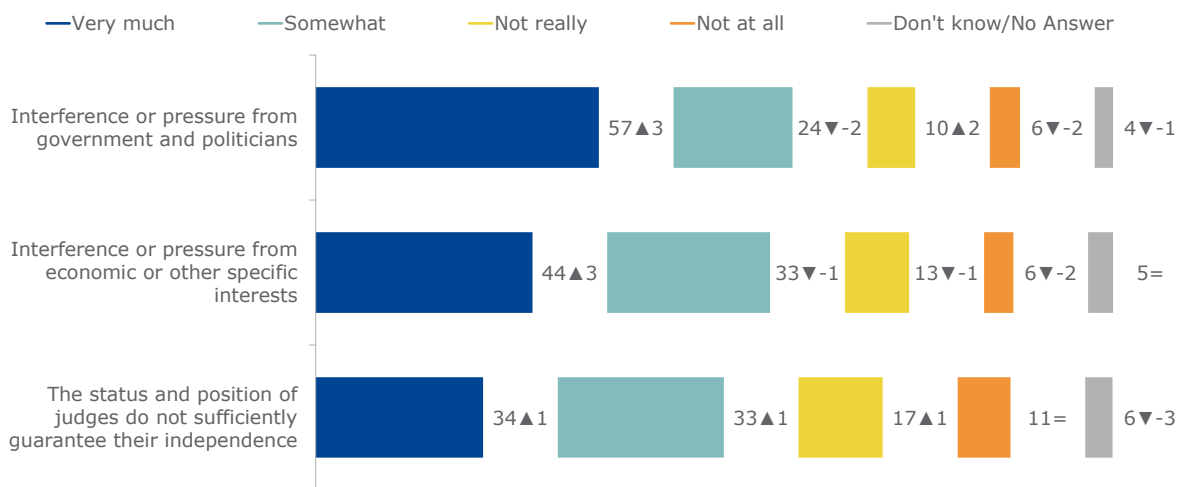
## 2.2. Negative Assessments

Companies that rated the level of independence of courts and judges in their country as bad (answering 'fairly bad' or 'very bad') were asked to what extent the following reasons could explain their rating: the lack of guarantees provided by the status and position of judges, interference or pressure from governments or politicians, or interference or pressure from economic or special interests.

About eight in ten of this group of companies say that interference or pressure from government and politicians explains their negative rating of the level of independence of courts and judges in their country, with slightly more than half (57%) saying this 'very much' explains their rating. Almost as many (76%) say that interference or pressure from economic or other specific interests explains their rating, with 44% saying this 'very much' explains it. Two-thirds of companies in this group (67%) say the fact that the status and position of judges does not sufficiently guarantee their independence explains their negative ratings, with 34% saying this 'very much' explains it.

Compared to 2021, these figures have not changed significantly.

**Q2a** Could you tell me to what extent each of the following reasons explains your rating of the independence of the justice system in (THIS COUNTRY): (% - EU27)



Base: companies rating the independence of justice in their national justice system as bad (n=3 683)

▼▲ Evolution 01/2022- 03-04/2021

## a. Political pressure

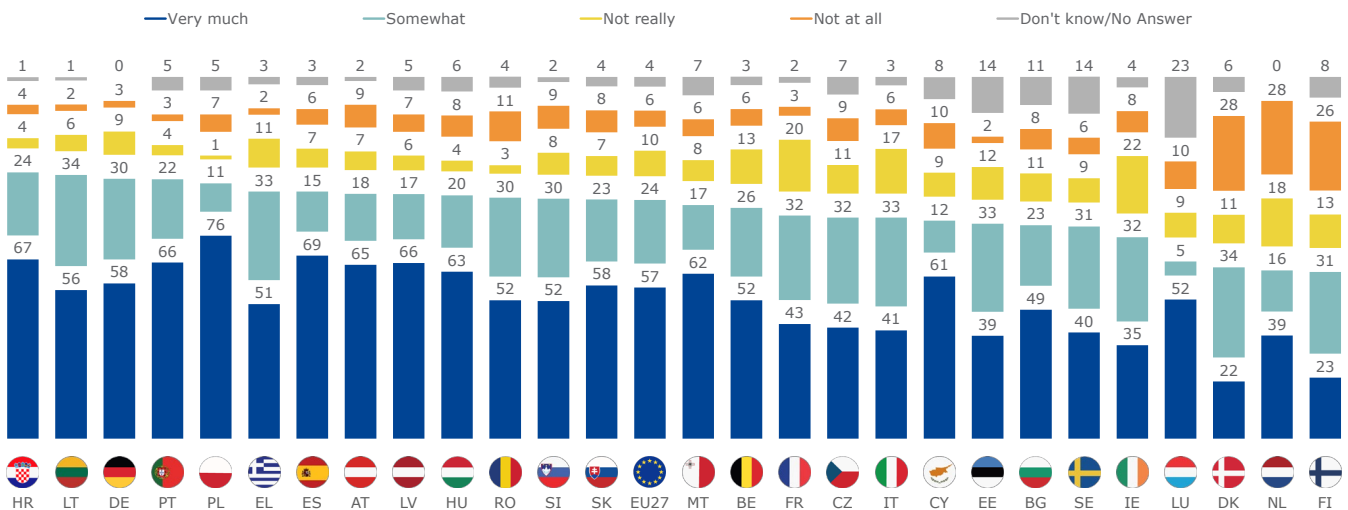
About nine in ten companies in Croatia (91%), Lithuania (90%), Germany and Portugal (both 89%), say that interference or pressure from the government and politicians explains their negative perception of the level of independence of courts and judges in their country. At the other end of the scale, 67% of companies in Ireland say the same.<sup>6</sup>

About two thirds of these companies in Poland (76%), Spain (69%), Croatia (67%), Latvia and Portugal (both 66%) and Austria (65%) say this reason 'very much' explains their bad rating, compared to 35% in Ireland, 39% in Estonia and 40% in Sweden. Companies in Lithuania (34%), Estonia, Greece and Italy (all 33%) are the most likely to say interference or pressure from government and politicians 'somewhat' explains their rating, while those in Poland (11%) and Cyprus (12%) are the least likely to say so.

Companies in Ireland (22%) and France (20%) are the most likely to say interference or pressure from government and politicians does 'not really' explain their negative rating of the level of independence of courts and judges, while 1% of companies say this in Poland and 3% in Romania. About one in ten companies in Romania (11%), Cyprus (10%) and Czechia (9%) say this reason does not explain their rating at all. By contrast, 2% of companies in Estonia, Greece and Lithuania say the same.

**Q2a.1** Could you tell me to what extent each of the following reasons explains your rating of the independence of the justice system in (THIS COUNTRY):

**Interference or pressure from government and politicians (%)**



Base: companies rating the independence of justice in their national justice system as bad (n=3 683)

<sup>6</sup> The following countries have been excluded from the discussion due to very low base sizes (<50): DK, FI, LU and NL. Caution should be exercised when interpreting the results for the following countries, due to low base sizes (50-99): AT, BE, CY, DE, EE, IE, MT and SE.

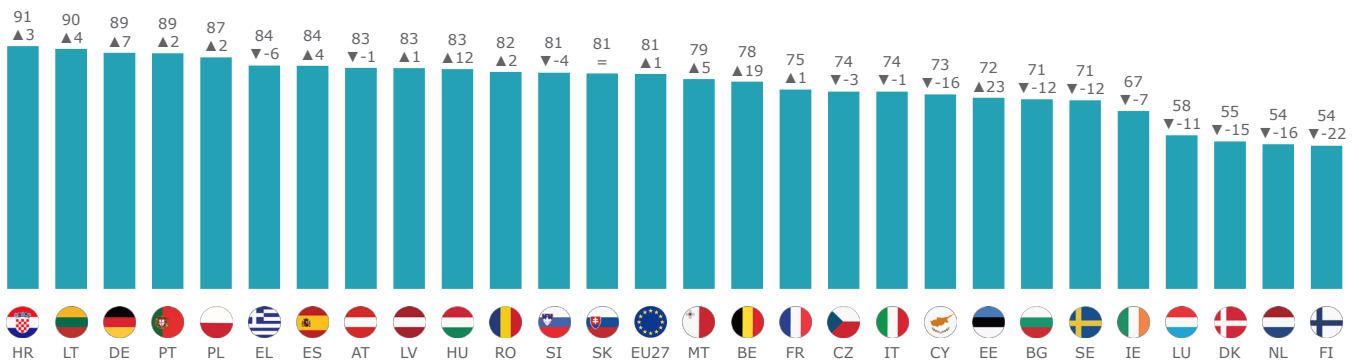
Due to the low sample size in one or more years, only a limited number of countries are included in the discussion of the differences between 2021 and 2022.<sup>7</sup>

In some countries, companies are now more likely than in 2021 to say that interference or pressure from the government and politicians explains their bad ratings of the level of independence of courts and judges in their country, with the most significant increases seen in Estonia (+23 pp), Belgium (+19 pp) and Hungary (+12 pp). The most notable declines are observed in Cyprus (-16 pp) and Bulgaria (-12 pp).

**Q2a.1** Could you tell me to what extent each of the following reasons explains your rating of the independence of the justice system in (THIS COUNTRY):

**Interference or pressure from government and politicians**

(% Total 'Explains')



Base: companies rating the independence of justice in their national justice system as bad (n=3 683)

<sup>7</sup> The following countries have been excluded from the discussion due to very low base sizes in one or both years (<50): DK, EE, FI, LU, NL and SE. Caution should be exercised when interpreting the results for the following countries, due to low base sizes in one year or both years (50-99): AT, BE, CY, DE, IE and MT.

## b. Economic pressure

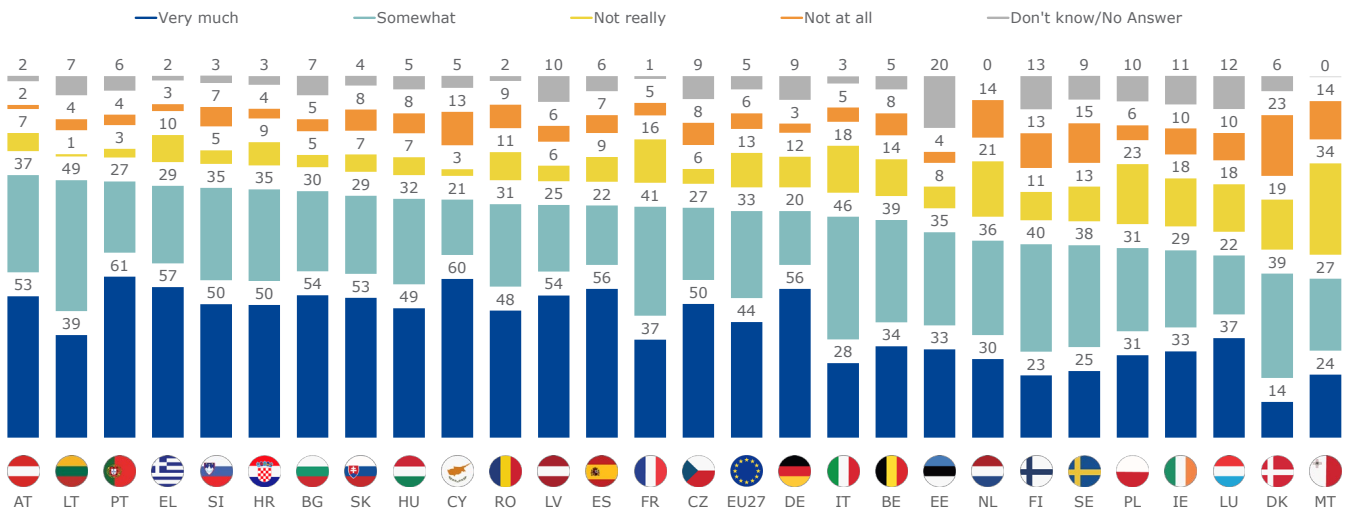
At least half of this group of companies in each Member State say interference or pressure from economic or other specific interests explains why they rate the level of independence of courts and judges in their country negatively, with proportions ranging from 51% in Malta to 90% Austria.<sup>8</sup>

In ten countries, more than half of companies say this reason 'very much' explains their rating of the level of independence of courts and judges in their country: Portugal (61%), Cyprus (60%), Greece (57%), Spain (56%), Bulgaria and Latvia (both 54%), Slovakia (53%), Croatia, Czechia and Slovenia (all 50%). By contrast, less than one in three companies say this in Italy (28%) and Poland (31%). In four countries, four in ten or more say this reason 'somewhat' explains their rating: Lithuania (49%), Italy (46%), France (41%) and Finland (40%), while companies in Germany (20%), Cyprus (21%) and Spain (22%) are the least likely to say this.

In Malta, 34% of companies say that the interference or pressure from economic or other specific interests does 'not really' explain their negative rating of the level of independence of courts and judges in their country, whereas 1% say this in Lithuania and 3% both Cyprus and Portugal. In Cyprus, 13% say this reason does not explain their rating at all, compared to 2% of companies in Austria and 3% in Germany and Greece.

**Q2a.2** Could you tell me to what extent each of the following reasons explains your rating of the independence of the justice system in (THIS COUNTRY):

**Interference or pressure from economic or other specific interests (%)**



Base: companies rating the independence of justice in their national justice system as bad (n=3 683)

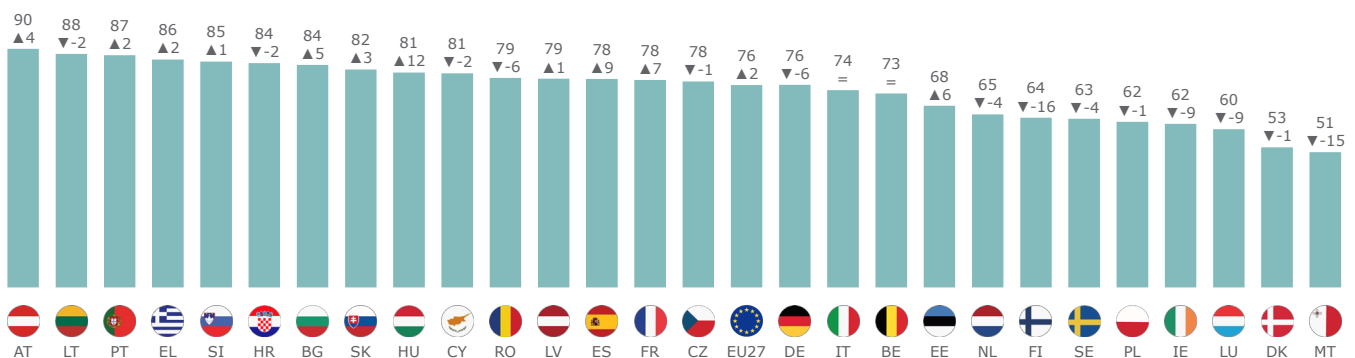
<sup>8</sup> The following countries have been excluded from the discussion due to very low base sizes (<50): DK, FI, LU and NL. Caution should be exercised when interpreting the results for the following countries, due to low base sizes (50-99): AT, BE, CY, DE, EE, IE, MT and SE.

Due to the low sample size in one or more years, only a limited number of countries are included in the discussion of the differences between 2021 and 2022.<sup>9</sup>

Compared to 2021, companies in Hungary (+12 pp), Spain (+8 pp) and France (+7 pp) are now more likely to say that the interference or pressure from economic or other specific interests explains their negative rating of the level of independence of courts and judges in their country. By contrast, companies in Ireland (-9 pp), Germany and Romania (both -6 pp) are now less likely to think this way.

**Q2a.2** Could you tell me to what extent each of the following reasons explains your rating of the independence of the justice system in (THIS COUNTRY):

**Interference or pressure from economic or other specific interests**  
(% Total 'Explains')



Base: companies rating the independence of justice in their national justice system as bad (n=3 683)

▼▲ Evolution 01/2022- 03-04/2021

<sup>9</sup> The following countries have been excluded from the discussion due to very low base sizes in one or both years (<50): DK, FI, EE, LU, NL and SE. Caution should be exercised when interpreting the results for the following countries, due to low base sizes in one year or both years (50-99): AT, BE, CY, DE, IE and MT.

### c. Status and position of judges

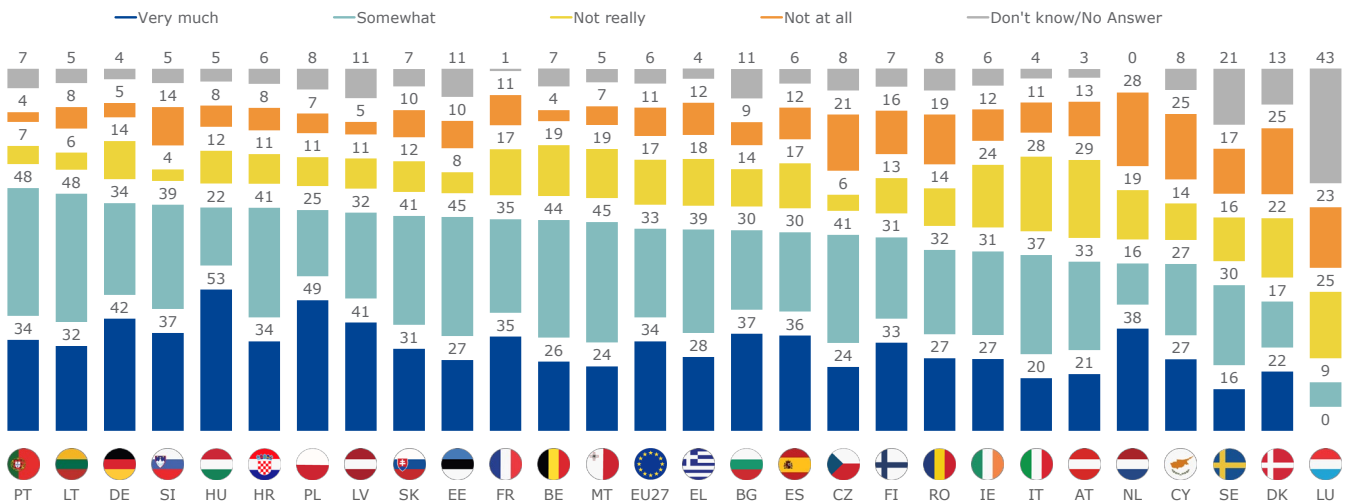
In 24 Member States, a majority of companies that rate the level of independence of court and judges as bad say the fact that the status and position of judges do not sufficiently guarantee their independence explains their bad perception. Proportions range from 46% in Sweden to 80% in Lithuania, and 82% in Portugal.<sup>10</sup>

Companies in Sweden (16%), Italy (20%) and Austria (21%) are the least likely to say this 'very much' explains their bad rating of the level of independence of courts and judges in their country, while those in Poland (49%), and Hungary (53%) are the most likely to do so. Close to one in two companies in Lithuania and Portugal (both 48%) say the status and position of judges 'somewhat' explains their rating, compared to 22% in Hungary and 25% in Poland that say the same.

In Austria (29%) and Italy (28%), around three in ten companies say the status and position of judges does 'not really' explain their negative rating of the level of independence of the justice system in their country. By contrast, 4% of companies in Slovenia and 6% in both Czechia and Lithuania say the same. The proportion of companies saying the status and position of judges does 'not at all' explain their negative rating of the level of independence of the justice system in their country is highest in Cyprus (25%) and Czechia (21%), and lowest in Belgium and Portugal (both 4%).

**Q2a.3** Could you tell me to what extent each of the following reasons explains your rating of the independence of the justice system in (THIS COUNTRY):

**The status and position of judges do not sufficiently guarantee their independence (%)**



Base: companies rating the independence of justice in their national justice system as bad (n=3 683)

<sup>10</sup> The following countries have been excluded from the discussion due to very low base sizes (<50): DK, FI, LU and NL. Caution should be exercised when interpreting the results for the following countries, due to low base sizes (50-99): AT, BE, CY, DE, EE, IE, MT and SE.

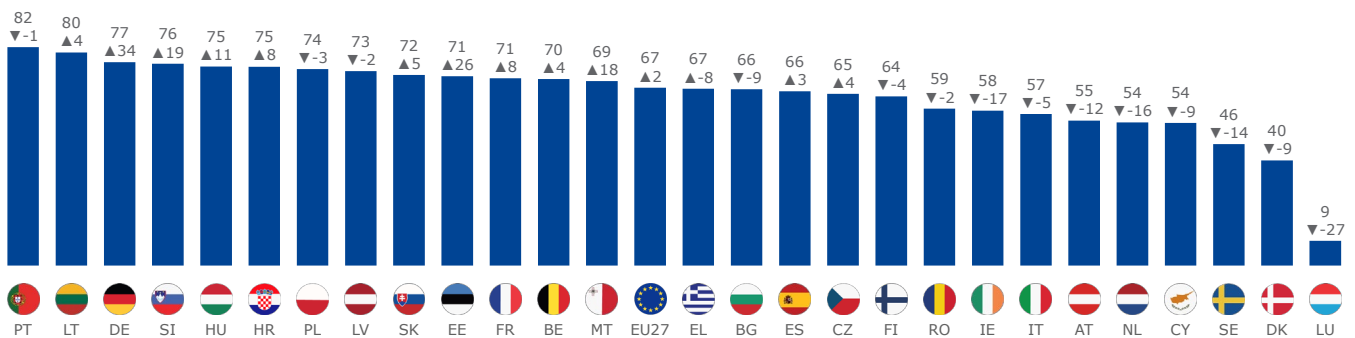
Due to the low sample size in one or more years, only a limited number of countries are included in the discussion of the differences between 2021 and 2022.<sup>11</sup>

In some countries there are significant changes compared to 2021. For example, companies in Germany (+34 pp), Slovenia (+19 pp), Malta (+18 pp) and Hungary (+11 pp) are now much more likely to say the status and position of judges not sufficiently guaranteeing their independence explains their poor rating of the level of independence of courts and judges in their country. By contrast, companies in Ireland (-17 pp), Austria (-12 pp), Bulgaria and Cyprus (both -9 pp) are now much less likely to say this.

**Q2a.3** Could you tell me to what extent each of the following reasons explains your rating of the independence of the justice system in (THIS COUNTRY):

**The status and position of judges do not sufficiently guarantee their independence**

(% Total 'Explains')



Base: companies rating the independence of justice in their national justice system as bad (n=3 683)

▼▲ Evolution 01/2022- 03-04/2021

#### d. Business demographics






The analysis of company characteristics shows the following:

- Companies with a turnover of 100 000 euros to 500 000 euros are more likely than those with a turnover of up to 100 000 euros to say that the interference or pressure from economic or other specific interests explains their poor rating than companies with less than 250 employees (82% vs 74%).
- Companies with 10 to 49 employees are more likely than those with 1 to 9 employees to say that the status and position of judges not sufficiently guaranteeing their independence explains their poor rating of the level of independence of courts and judges in their country (73% vs 66%).

<sup>11</sup> The following countries have been excluded from the discussion due to very low base sizes in one or both years (<50): DK, EE, LU, NL, FI and SE. Caution should be exercised when interpreting the results for the following countries, due to low base sizes in one year or both years (50-99): AT, BE, CY, DE, IE and MT.

- For the remaining company characteristics (sector, year of establishment and recent involvement in a court dispute), no significant differences could be detected.

**Q2a** Could you tell me to what extent each of the following reasons explains your rating of the independence of the justice system in (THIS COUNTRY): (% by business demographics)

	Interference or pressure from government and politicians		Interference or pressure from economic or other specific interests		The status and position of judges do not sufficiently guarantee their independence	
	Explains (total)	Does not explain (total)	Explains (total)	Does not explain (total)	Explains (total)	Does not explain (total)
EU27	81	16	76	19	67	28
 <b>Company size</b>						
1-9 employees	80	16	77	18	66	28
10-49 employees	83	14	72	23	73	24
50-249 employees	85	12	74	22	70	23
250+ employees	82	16	82	17	60	36
 <b>Company turnover in 2020</b>						
Up to €100,000	78	17	74	20	65	29
€100,001-€500,000	85	14	82	14	68	28
€500,001-€2,000,000	82	15	75	22	70	27
More than €2,000,000	83	13	74	24	72	24
 <b>Sector of activity</b>						
Manufacturing	82	13	80	15	69	25
Retail	83	14	73	21	67	28
Services	81	15	77	18	68	26
Industry	75	23	77	18	61	33
 <b>Company age (establishment year)</b>						
Before 2015	81	15	76	19	67	27
Between 2015-2020	81	16	78	17	68	30
After 2020	55	36	54	46	83	13
 <b>Involved in a dispute which went to court</b>						
Yes	81	15	76	19	68	27
No	81	16	76	19	67	28

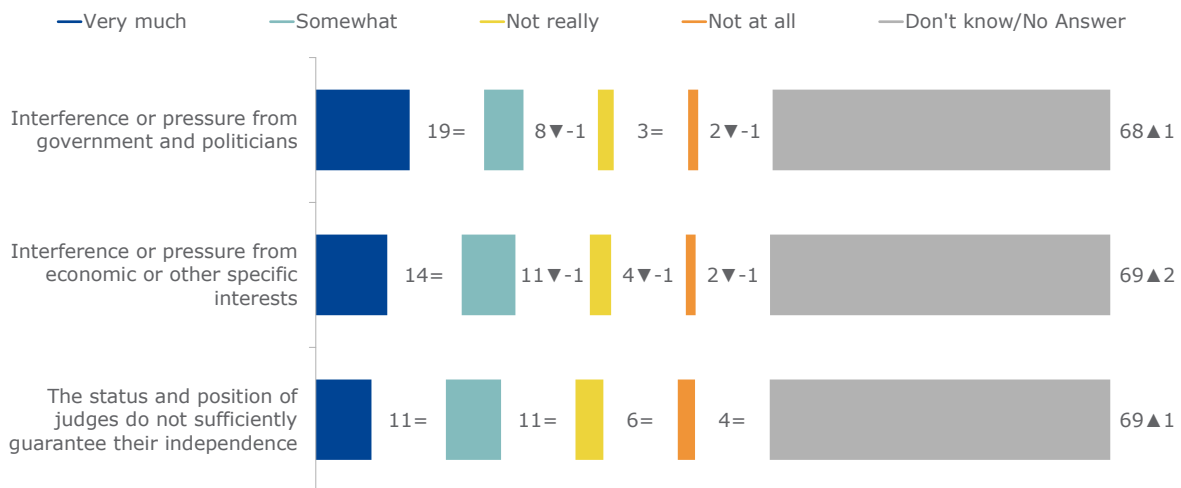
Base: companies rating the independence of justice in their national justice system as bad (n=3 683)



### e. Analysis based on all respondents

The chart below illustrates the results of this question taking into account all companies that took part in the survey. More than a quarter (27%) say the interference or pressure from government and politicians explains why they think that the level independence of courts and judges in their country is bad, and about the quarter of companies (25%) say this about interference or pressure from economic or other specific interests. Slightly fewer (22%) say the status and position of judges not sufficiently guaranteeing their independence explains why they rate the level of independence of courts and judges in their country as bad. These results are unchanged compared to 2021.

**Q2a** Could you tell me to what extent each of the following reasons explains your rating of the independence of the justice system in (THIS COUNTRY): (% - EU27)



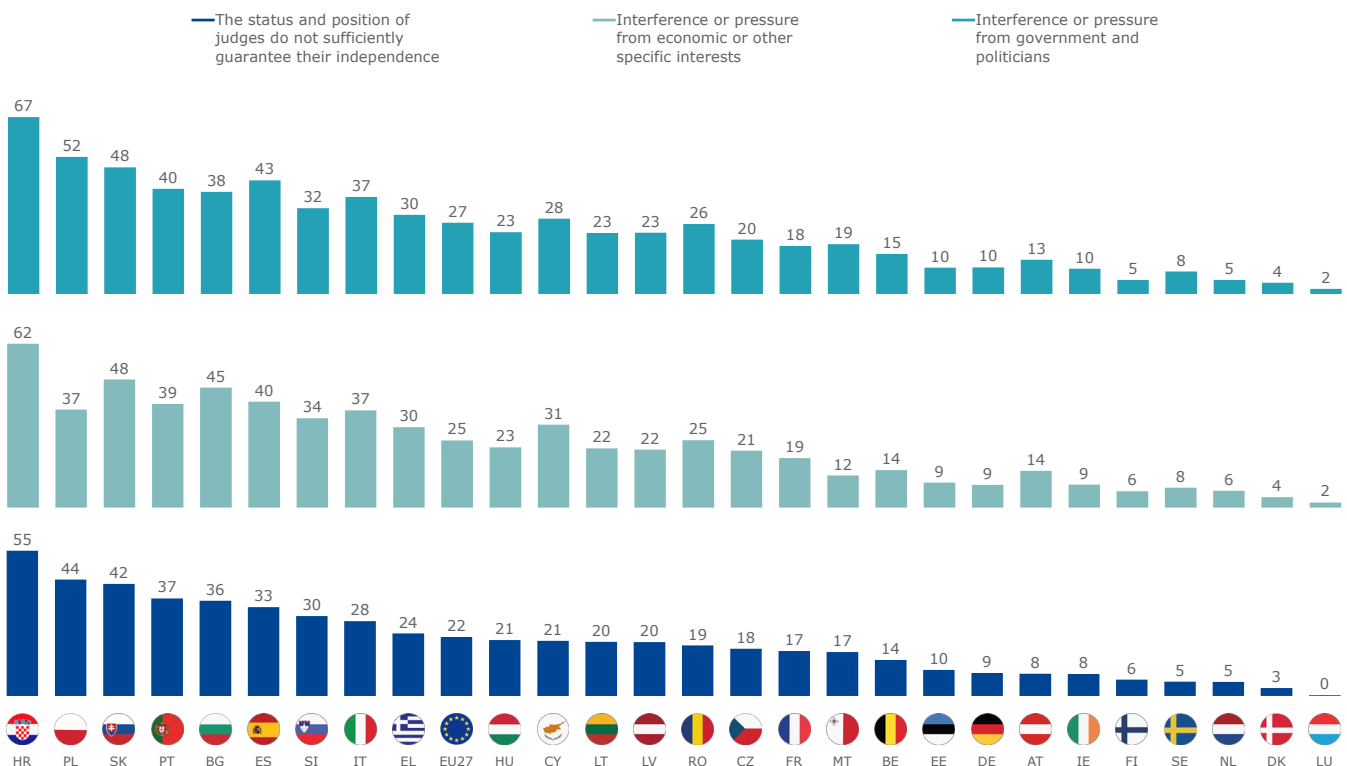
Base: all companies (n=12 909) ▼▲ Evolution 01/2022- 03-04/2021

The country results, based on all respondents, show that Croatia stands out with 67% of companies that say that interference or pressure from government and politicians explains why they rate the independence of courts and judges in their country as bad. In Poland and Slovakia, about one in two companies say the same (52% and 48%, respectively). Companies in Luxembourg (2%), Denmark (4%), Finland and the Netherlands (both 5%) are the least likely to say this.

Croatia also stands out with 62% of companies that say that the interference or pressure from economic or other specific interests explains why they rate the level of independence of courts and judges in their country poorly. At least four in ten companies in Slovakia (48%), Bulgaria (45%) and Spain (40%) say the same; this compared to 2% of companies in Luxembourg and 4% in Denmark.

More than one in two companies in Croatia (55%) and four in ten companies in Poland (44%) and Slovakia (42%) say that the status and position of judges not sufficiently guaranteeing their independence explains why they rate the level of independence of courts and judges in their country as bad. At the other end of the scale, less than 1% of companies in Luxembourg and 3% in Denmark say the same.

**Q2a** Could you tell me to what extent each of the following reasons explains your rating of the independence of the justice system in (THIS COUNTRY):  
(% Explains “very much” + “somewhat”)



Base: all companies (n=12 909)

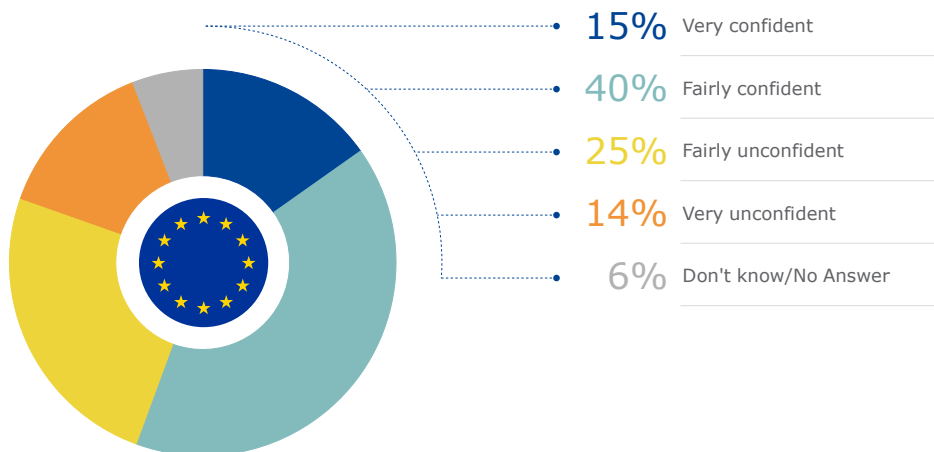
## Section 3. Investment protection

### 3.1. Confidence in investment protection

**56% of companies are confident that their investments are protected by the law and courts in their country**

A majority of companies in the EU say that they are confident that their investments are protected by the law and courts in their country if something goes wrong: 15% say that they are 'very confident' and 40% that they are 'fairly confident'. About four in ten companies say the opposite – that they are not confident that their investments are protected: 25% say they are 'fairly unconfident' and 14% are 'very unconfident.' 6% of companies say they 'do not know'.

**Q3** To what extent are you confident that your investments are protected by the law and courts in your country if something goes wrong? Would you say you are very confident, fairly confident, very unconfident or fairly unconfident? (% EU27)



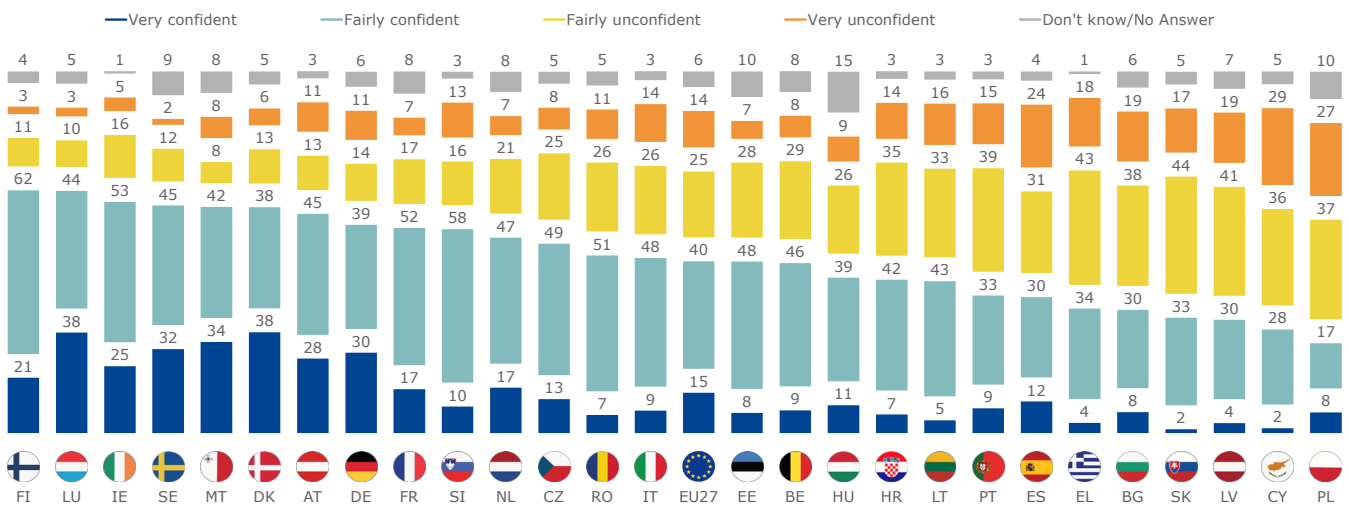
Base: all companies (n=12 909)

In 17 Member States, at least 50% of companies say they are confident that their investments are protected by the law and court in their country if something goes wrong, with those in Finland and Luxembourg (both 82%) being the most likely to be confident. By contrast, 25% of companies in Poland and 30% in Cyprus feel confident about investment protection.

In three countries – Malta (34%), Denmark and Luxembourg (both 38%) – more than one in three companies say they are 'very confident' that the law and courts in their country protect their investments if something goes wrong. On the other hand, only 2% of companies in Cyprus and Slovakia think the same.

The proportion of companies saying that they are not confident about the protection of their investments by the law and courts in their country if something goes wrong is the highest in Poland and Cyprus (both 65%), Greece (61%), Slovakia (61%) and Latvia (60%), and the lowest in Finland and Sweden (both 15%). The proportion of companies saying they are 'very unconfident' is highest in Cyprus (29%) and Poland (27%).

**Q3** To what extent are you confident that your investments are protected by the law and courts in your country if something goes wrong? Would you say you are very confident, fairly confident, very unconfident or fairly unconfident? (%)

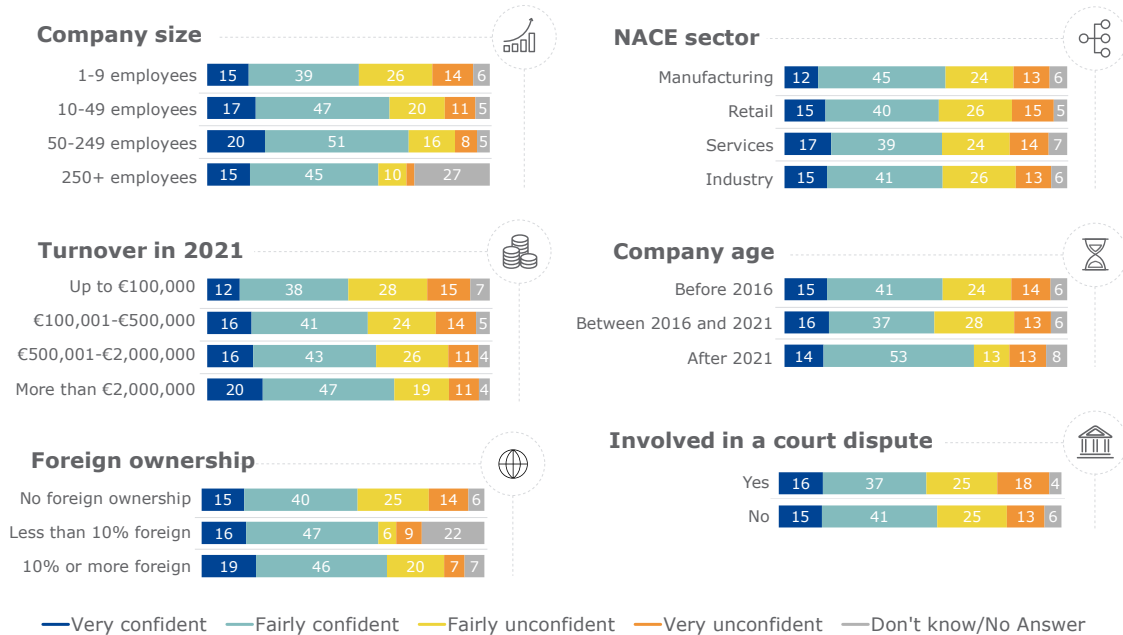


Base: all companies (n=12 909)

The analysis of company characteristics shows the following:

- Medium-sized companies with 50 to 249 employees are somewhat more likely to say that they are confident that their investments are protected by the law and courts in their country if something goes wrong compared to micro and small companies (71% of medium companies say so, compared to 54% of micro companies with nine or less employees and 65% of small companies with between 10 and 49 employees). The proportion of large companies with more than 250 employees saying that they are confident that their investments are protected by the law and courts in their country appears lower than that of medium-sized companies (61% vs 71%); however, this difference is not statistically significant.
- The proportion of companies that say they are confident that the law and courts in their country protect their investments if something goes wrong is higher among those with a turnover of more than 2 million euros (66% vs 50% among those with a turnover of up to 100 000 euros and 57%-60% among companies with a turnover of 100 000 to 500 000 euros or 500 000 to 2 million euros).
- Companies that have been involved in dispute that went to court are less likely to say that they are confident that their investments are protected by the law and court in their country than companies that have not been involved in such as dispute (52% vs 56%).
- Companies that are at least 10% owned by persons from other countries (which relatively often are larger companies, compare to companies without foreign ownership) are more likely to say that they are confident that their investments are protected by the law and court in their country than companies with no foreign ownership or less than 10% foreign ownership (66% vs 55%-62%).
- There are no significant differences between companies of different NACE sectors and years of establishment (company age).

**Q3** To what extent are you confident that your investments are protected by the law and courts in your country if something goes wrong? Would you say you are very confident, fairly confident, fairly unconfident, very unconfident or fairly unconfident? (% by business demographics)



Base: all companies (n=12 909)

### 3.2. Reasons for concern about investment protection

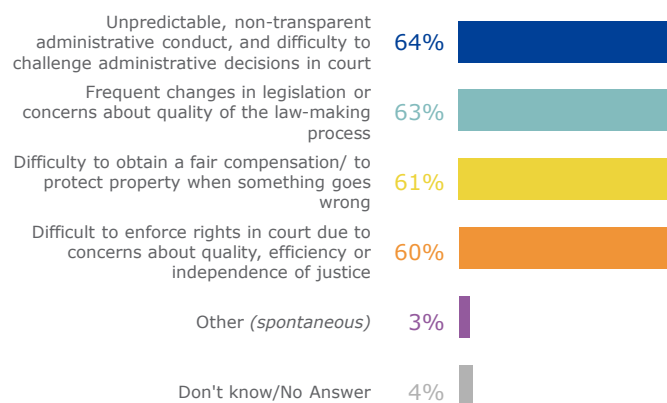
Companies that indicated that they are (fairly or very) unconfident that the law and courts in their country protect their investments in case something goes wrong, were asked about their reasons for concern about the effectiveness of investment protection.

The main reasons for concern are selected by about six in ten companies surveyed:

- unpredictable, non-transparent administrative conduct, and difficulty to challenge administrative decisions in court (64%);
- frequent changes in legislation or concerns about quality of the law-making process (63%);
- difficulty to obtain a fair compensation/ to protect property when something goes wrong (61%); and
- difficulty to enforce rights in court due to concerns about quality, efficiency or independence of justice (60%).

Few companies (3%) *spontaneously* say that they have an 'other' reason for their concern about investment protection and 4% say they 'don't know' how to explain their concern.

**Q4** What are your main reasons for concern about the effectiveness of investment protection?  
(multiple answers possible)  
(% 'mentioned' EU27)



Base: companies not being confident that their investments are protected by the law and courts (n=4 438)

At the country level, there is substantial variation in the prevalence with which companies that are not confident about investment protection mention specific reasons for their concern about the effectiveness of investment protection. **'Unpredictable, non-transparent administrative conduct and difficulty to challenge administrative decisions in court'** is the most often (or joint most often) mentioned reason in Belgium, Bulgaria, Croatia, France, Germany, Portugal and Spain. The proportion of companies that are not confident mentioning this reason ranges from 36% in Sweden to 89% in Spain.<sup>12</sup>

**'Frequent changes in legislation or concerns about quality of the law making process'** is the most often mentioned reason for concern in Austria, Estonia, Greece, Hungary, Latvia, Lithuania, Poland, Romania and Slovenia. In five countries, at least eight in ten companies that are not confident say that frequent changes in legislation or quality of the law-making process is a reason of their concern regarding investment protection in their country: Romania (87%), Spain (83%), Greece (82%), Czechia and Lithuania (both 80%). This compares to 32% in Denmark that mention this reason.

The largest (or joint largest) share of companies that are not confident in Cyprus, Czechia, Denmark, Estonia, Finland, Germany, the Netherlands and Sweden mention the **'difficulty to obtain a fair compensation / to protect property when something goes wrong'** as a reason for their concern about the effectiveness of investment protection. Companies in Spain (86%), Czechia (83%), Slovakia (77%) and Romania (76%) are overall the most likely to say that this reason explains their concern about protection. By contrast, companies in Austria, Denmark and Ireland (all 34%) are the least likely to provide this reason.





























In Ireland, Italy, Portugal and Slovakia, the **'[difficulty in enforcing] rights in court due to concerns about quality, efficiency, or independence of justice'** is most frequently mentioned reason for not being confident about investment protection. The proportion of companies that are not confident citing this reason ranges from 39% in Estonia and the Netherlands to 71% in Czechia, 80% in Slovakia and 84% in Spain.

---

<sup>12</sup> The following countries have been excluded from the discussion due to very low base sizes (<50): LU and MT. Caution should be exercised when interpreting the results for the following countries, due to low base sizes (50-99): DK, FI and SE.



**Q4** What are your main reasons for concern about the effectiveness of investment protection?  
(multiple answers possible)  
(% 'mentioned')

		Unpredictable, non-transparent administrative conduct, and difficulty to challenge administrative decisions in court	Frequent changes in legislation or concerns about quality of the law-making process	Difficulty to obtain a fair compensation/ to protect property when something goes wrong	Difficult to enforce rights in court due to concerns about quality, efficiency or independence of justice	Other (spontaneous)	Don't know/No Answer
EU27		64	63	61	60	3	4
BE		71	68	64	43	5	6
BG		55	44	36	43	10	4
CZ		79	80	83	71	0	2
DK		26	32	34	29	13	3
DE		54	50	54	41	8	9
EE		35	46	46	39	3	14
IE		51	43	34	52	10	5
EL		56	82	71	63	3	0
ES		89	83	86	84	1	2
FR		68	51	56	58	3	6
HR		74	67	58	65	1	4
IT		45	43	50	55	2	2
CY		55	54	73	67	3	2
LV		64	66	42	58	7	2
LT		64	80	72	63	1	4
LU		53	30	58	53	2	8
HU		58	68	49	58	0	5
MT		70	63	46	60	6	3
NL		51	46	64	39	2	12
AT		46	50	34	44	4	2
PL		68	71	48	59	0	5
PT		54	46	51	54	8	6
RO		76	87	76	64	2	2
SI		47	61	40	46	7	0
SK		79	75	77	80	2	2
FI		61	53	69	42	4	2
SE		36	53	59	36	10	6







Most-frequently selected response shown in orange

Base: companies not being confident that their investments are protected by the law and courts (n=4 438)

The analysis of company characteristics shows that companies with different characteristics have similar reasons for their concern about the effectiveness of investment protection. Two significant differences are:

- Companies in the industry sector are less likely than companies in the retail and services sectors to say that 'frequent changes in legislation or concerns about the quality of the law-making process' explain their concern about investment protection in their country (55% in the industry sector say so, versus 65% of both those in the retail and services sectors).
- Companies with a higher turnover are less likely to say that 'frequent changes in legislation or concerns about the quality of the law-making process' are the reason for their concern about investment protection in their country (52% of companies with a turnover of more than 2 million euros mention this, compared to 67% of both those with a turnover of up to 100 000 euros or 100 000 to 500 000 euros).
- The differences between companies of different sizes (number of employees), years of establishment (company age) and levels of foreign ownership are not significant.

**Q4** What are your main reasons for concern about the effectiveness of investment protection?  
(multiple answers possible)  
(% 'mentioned' by business demographics)

	Unpredictable, non-transparent administrative conduct, and difficulty to challenge administrative decisions in court	Frequent changes in legislation or concerns about quality of the law-making process	Difficulty to obtain a fair compensation/ to protect property when something goes wrong	Difficult to enforce rights in court due to concerns about quality, efficiency or independence of justice	Other (spontaneous)	Don't know/No Answer
EU27	64	63	61	60	3	4
 <b>Company size</b>						
1-9 employees	65	63	61	61	3	4
10-49 employees	58	63	61	57	2	6
50-249 employees	66	66	57	52	3	3
250+ employees	75	75	57	56	2	2
 <b>Company turnover in 2020</b>						
Up to €100,000	64	67	61	62	2	3
€100,001-€500,000	66	67	63	61	2	5
€500,001-€2,000,000	68	62	61	60	5	4
More than €2,000,000	56	52	63	57	4	2
 <b>Sector of activity</b>						
Manufacturing	62	62	62	59	2	6
Retail	65	65	63	61	3	4
Services	65	65	60	60	4	3
Industry	61	55	59	58	3	5
 <b>Company age (establishment year)</b>						
Before 2015	64	63	61	60	3	4
Between 2015-2020	65	65	61	61	3	4
After 2020	67	49	55	42	4	9
 <b>Involved in a dispute which went to court</b>						
Yes	67	63	63	60	3	2
No	64	64	61	60	3	4
 <b>Foreign ownership</b>						
No foreign ownership	64	64	61	61	3	4
Less than 10% foreign	75	65	46	50	1	0
10% or more foreign	61	59	64	48	1	2

Base: companies not being confident that their investments are protected by the law and courts (n=4 438)





























## Technical specifications

---

Between 17 January and 1 February 2022, Ipsos European Public affairs carried out Flash Eurobarometer 504 at the request of the European Commission, Directorate-General for Justice and Consumers. It is a company survey coordinated by the Directorate-General for Communication, “Media monitoring and Eurobarometer” Unit.

This Flash Eurobarometer survey covers businesses employing 1 or more persons in the Manufacturing (NACE category C), Retail (NACE category G), Services (NACE categories H/I/J/K/L/M/N) and Industry (NACE categories B/D/E/F) sectors within the European Union. Interviews took place with someone with decision-making responsibilities (managing director, general manager, CEO, financial director), someone leading the commercial activities (commercial manager, sales manager, marketing manager) or a legal officer. All interviews were carried via Computer-Assisted Telephone Interviewing (CATI).

The sample was selected from an international business database. Sampling targets were defined on both company size (using four different ranges: 1–9 employees, 10–49 employees, 50–249 employees and 250 employees or more) and sectors (Retail, Services, Manufacturing and Industry). These quotas were adjusted according to the country’s universe but were also reasoned in order to ensure that the sample was large enough in every cell.

		Number of interviews	Fieldwork dates	Universe (absolute number) <sup>1</sup>	% of EU27 universe
EU27		<b>12 909</b>	<b>17.01-01.02.2022</b>	<b>10 229 683</b>	<b>100%</b>
BE		506	17.01-28.01.2022	187 832	1.84%
BG		501	17.01-31.01.2022	171 624	1.68%
CZ		503	17.01-28.01.2022	223 330	2.18%
DK		504	17.01-28.01.2022	128 122	1.25%
DE		547	17.01-28.01.2022	1 655 827	16.19%
EE		503	17.01-28.01.2022	60 795	0.59%
IE		503	17.01-28.01.2022	118 083	1.15%
EL		502	17.01-01.02.2022	382 949	3.74%
ES		500	17.01-28.01.2022	1 328 908	12.99%
FR		501	17.01-27.01.2022	1 187 672	11.61%
HR		535	17.01-27.01.2022	115 370	1.13%
IT		504	17.01-27.01.2022	1 381 424	13.50%
CY		251	17.01-27.01.2022	40 728	0.40%
LV		501	17.01-31.01.2022	76 488	0.75%
LT		500	17.01-26.01.2022	75 762	0.74%
LU		252	17.01-27.01.2022	21 314	0.21%
HU		501	17.01-25.01.2022	491 275	4.80%
MT		250	17.01-27.01.2022	23 650	0.23%
NL		512	17.01-28.01.2022	252 577	2.47%
AT		510	17.01-28.01.2022	202 303	1.98%
PL		503	17.01-28.01.2022	727 631	7.11%
PT		507	17.01-27.01.2022	338 236	3.31%
RO		501	17.01-26.01.2022	401 114	3.92%
SI		500	17.01-25.01.2022	67 433	0.66%
SK		500	17.01-27.01.2022	135 350	1.32%
FI		506	17.01-28.01.2022	134 380	1.31%
SE		506	17.01-28.01.2022	299 506	2.93%

Note (1): Universe calculations based on Eurostat Enterprise Statistics and Business Demography, 2019

## Margin of error

Survey results are subject to sampling tolerances. The “margin of error” quantifies uncertainty about (or confidence in) a survey result. As a general rule, the more interviews conducted (sample size), the smaller the margin of error. A sample of 500 will produce a margin of error of not more than 4.4 percentage points, and a sample of 1,000 will produce a margin of error of not more than 3.1 percentage points.

The maximum margin of sampling error when comparing individual country results between surveys is  $\pm 8.8$  percentage points for countries with a sample size of 500 and  $\pm 6.2$  percentage points for countries with a sample size of 1,000.

### Statistical margins due to sampling tolerances

(at the 95% level of confidence)

various sample sizes are in rows

various observed results are in columns

	5%	10%	25%	50%	75%	90%	95%
n=50	$\pm 6.0$	$\pm 8.3$	$\pm 12.0$	$\pm 13.9$	$\pm 12.0$	$\pm 8.3$	$\pm 6.0$
n=100	$\pm 4.3$	$\pm 5.9$	$\pm 8.5$	$\pm 9.8$	$\pm 8.5$	$\pm 5.9$	$\pm 4.3$
n=200	$\pm 3.0$	$\pm 4.2$	$\pm 6.0$	$\pm 6.9$	$\pm 6.0$	$\pm 4.2$	$\pm 3.0$
n=500	$\pm 1.9$	$\pm 2.6$	$\pm 3.8$	$\pm 4.4$	$\pm 3.8$	$\pm 2.6$	$\pm 1.9$
n=1000	$\pm 1.4$	$\pm 1.9$	$\pm 2.7$	$\pm 3.1$	$\pm 2.7$	$\pm 1.9$	$\pm 1.4$
n=1500	$\pm 1.1$	$\pm 1.5$	$\pm 2.2$	$\pm 2.5$	$\pm 2.2$	$\pm 1.5$	$\pm 1.1$
n=2000	$\pm 1.0$	$\pm 1.3$	$\pm 1.9$	$\pm 2.2$	$\pm 1.9$	$\pm 1.3$	$\pm 1.0$

## Questionnaire

---

ASK ALL

**D4 In the last two years, has your company been involved in any dispute which has gone to court?**

(DO NOT READ OUT, ONE ANSWER ONLY)

Yes	1
No	2
Don't know/No Answer (DO NOT READ OUT)	3

*FL490 D4*

ASK ALL

**Q1 From what you know, how would you rate the justice system in (THIS COUNTRY) in terms of the independence of courts and judges? Would you say it is very good, fairly good, fairly bad or very bad?**

(READ OUT, ONE ANSWER ONLY)

Very good	1
Fairly good	2
Fairly bad	3
Very bad	4
Don't know/No Answer (DO NOT READ OUT)	5

*FL490 Q1*

ASK q2a IF Q1=3 OR 4

**Q2a Could you tell me to what extent each of the following reasons explains your rating of the independence of the justice system in (THIS COUNTRY):**

(READ OUT – ONE ANSWER PER LINE) (RANDOMISE ITEMS 1 TO 3)

**Q2a\_1 Interference or pressure from government and politicians**

**Q2a\_2 Interference or pressure from economic or other specific interests**

**Q2a\_3 The status and position of judges do not sufficiently guarantee their independence**

(RESPONSE SCALE)

Very much	1
Somewhat	2
Not really	3
Not at all	4
Don't know/No Answer (DO NOT READ OUT)	5

*FL490 Q2a*

ASK q2b IF Q1=1 OR 2

**Q2b Could you tell me to what extent each of the following reasons explains your rating of the independence of the justice system in (THIS COUNTRY):**

(READ OUT – ONE ANSWER PER LINE) (RANDOMISE ITEMS 1 TO 3)

**Q2b\_1 No interference or pressure from government and politicians**

**Q2b\_2 No interference or pressure from economic or other specific interests**

**Q2b\_3 The status and position of judges sufficiently guarantee their independence**

(RESPONSE SCALE)

Very much	1
Somewhat	2
Not really	3
Not at all	4
Don't know/No Answer (DO NOT READ OUT)	5

FL490 Q2b

ASK ALL

Intro The next question is about protection of investments. Investment includes any asset acquired by your company with the aim of obtaining profits. This includes monetary items (such as bonds or stock), but also real estate. Additionally, a building used to produce goods or the production of goods required to produce other goods may also be seen as investing.

ASK ALL

**Q3 To what extent are you confident that your investments are protected by the law and courts in (YOUR COUNTRY) if something goes wrong?**

(READ OUT, ONE ANSWER ONLY)

Very confident	1
Fairly confident	2
Fairly unconfident	3
Very unconfident	4
Don't know/No Answer (DO NOT READ OUT)	98

FL504 - NEW

IF Q3=3 or 4

**Q4 What are your main reasons for concern about the effectiveness of investment protection?**

(READ OUT, MULTIPLE ANSWERS ALLOWED) (RANDOMISE ITEMS 1 TO 4, ITEM 98 IS EXCLUSIVE)

Unpredictable, non-transparent administrative conduct, and difficulty to challenge administrative decisions in court	1
Frequent changes in legislation or concerns about quality of the law making process	2
Difficulty to obtain a fair compensation/ to protect property when something goes wrong	3
Difficult to enforce rights in court due to concerns about quality, efficiency or independence of justice	4
Other (DO NOT READ OUT)	5
Don't know/No Answer (DO NOT READ OUT)	98



FL504 - NEW



## **Data annex**

---

## D4 In the last two years, have you been involved in any dispute which has gone to court?

	Yes	No	Don't know / No answer
EU27  ---->	10=	89▲1	1▼-1
BE  ---->	14▲3	84▼-3	2=
BG  ---->	13▲6	84▼-8	3▲2
CZ  ---->	8=	92=	0=
DK  ---->	11▲2	89▼-2	0=
DE  ---->	14▲4	85▲2	1▼-6
EE  ---->	8▼-3	91▲3	1=
IE  ---->	3=	95▼-1	2▲1
EL  ---->	13▼-2	87▲3	0▼-1
ES  ---->	9▲2	90▼-2	1=
FR  ---->	12▼-3	87▲5	1▼-1
HR  ---->	14▲2	84▼-1	2▼-1
IT  ---->	3▼-1	96=	1▲1
CY  ---->	20▲11	78▼-14	2▲2
LV  ---->	6=	94=	0=
LT  ---->	9▼-3	90▲3	1=
LU  ---->	12▲1	82▲1	7▼-1
HU  ---->	8▲1	92▼-1	0=
MT  ---->	16▼-2	83▲1	1▲1
NL  ---->	6▼-8	93▲8	1=
AT  ---->	8▼-5	92▲5	0=
PL  ---->	13▼-1	86▲1	0=
PT  ---->	12▼-3	88▲4	0=
RO  ---->	9=	91=	0=
SI  ---->	11▲3	89▼-3	0=
SK  ---->	8▲2	92▼-1	0▼-1
FI  ---->	8▲1	92▼-1	0=
SE  ---->	6=	94=	1=

Flash Eurobarometer 504 - Perceived independence of the national justice systems in the EU among companies  
Fieldwork: 17/01 - 01/02/2022

▼▲ Evolution 2021-2020 (comparison with Flash Eurobarometer 490, March-April 2021)

(%) Base: n=12 909 - All companies

Q1 From what you know, how would you rate the justice system in (THIS COUNTRY) in terms of the independence of courts and judges? Would you say it is very good, fairly good, fairly bad or very bad?

		Very good	Fairly good	Fairly bad	Very bad	Don't know/ No Answer
EU27		12▲3	41▲1	21▼-2	13▲1	14▼-2
BE		7▼-2	57▲7	15▲2	5▼-4	17▼-3
BG		4▼-2	24▼-12	36▲14	18=	18▲1
CZ		7▲1	48▲3	21▼-7	7▼-1	17▲3
DK		45▲2	42▲2	6▲2	2=	6▼-6
DE		29▲14	48▼-6	8▼-2	4▲1	12▼-8
EE		8▼-3	39▼-7	10▲2	4▲1	39▲6
IE		32▲11	46▼-10	9▼-1	5=	9▼-1
EL		9▲2	50▼-3	22▼-3	14▲4	6▲1
ES		3▼-1	38▲2	32▼-3	19▲4	8▼-3
FR		6▼-1	55▲4	17▼-2	7▲1	15▼-1
HR		7▲4	16▲4	37▲2	36▼-7	4▼-2
IT		3▼-1	37▲12	33▼-3	17▼-5	10▼-4
CY		8▼-2	38▲3	21▲4	18▼-2	16▼-3
LV		3=	24▼-26	21▼-7	7=	46▲32
LT		4▲1	57▲1	19▼-2	7▲2	13▼-2
LU		21▲1	56▲5	3▼-1	1▼-1	20▼-4
HU		6▲4	28▼-1	17=	11▼-4	38▲1
MT		13▼-2	56▲2	15▼-5	9▲3	8▲2
NL		28▲1	44▼-11	8=	2▼-2	18▲11
AT		22=	55=	12▲2	4=	7▼-1
PL		3=	17▲1	24▼-12	35▲11	21▼-1
PT		4▼-1	35▲1	29▼-2	16=	16▲2
RO		5▲4	44▲1	19▼-2	13▲1	19▼-4
SI		3▲1	46▲5	23▲3	16▲1	12▼-10
SK		1=	28▲1	38▲1	20▼-1	12▲1
FI		36▲3	51▼-1	7▼-3	3▲1	3▲1
SE		33▲1	37▼-1	8▲1	4▼-1	18=

Flash Eurobarometer 504 - Perceived independence of the national justice systems in the EU among companies  
Fieldwork: 17/01 - 01/02/2022

▼▲ Evolution 2021-2020 (comparison with Flash Eurobarometer 490, March-April 2021)

(%) Base: n=12 909 - All companies

Q2a\_1 Could you tell me to what extent each of the following reasons explains your rating of the independence of the justice system in (THIS COUNTRY): Interference or pressure from government and politicians

		Very much	Somewhat	Not really	Not at all	Don't know/ No Answer
EU27		57▲3	24▼-2	10▲2	6▼-2	4▼-1
BE		52▲15	26▲5	13▼-2	6▼-10	3▼-7
BG		49▼-16	23▲4	11▲5	8▲1	11▲6
CZ		42▼-14	32▲11	11▼-1	9▲5	7▼-1
DK		22▼-25	34▲9	11▲7	28▲3	6▲6
DE		58▲5	30▲2	9▲2	3▼-3	0▼-5
EE		39▲8	33▲15	12▲8	2▼-15	14▼-16
IE		35▼-6	32▼-1	22▲7	8▲2	4▼-2
EL		51▲5	33▼-11	11▲5	2=	3▲1
ES		69▲6	15▼-2	7▲3	6▼-6	3▼-1
FR		43▼-5	32▲6	20▲10	3▼-13	2▲2
HR		67▲3	24=	4=	4▼-1	1▼-2
IT		41▲4	33▼-5	17▲2	6▲2	3▼-3
CY		61=	12▼-16	9▲8	10▲4	8▲3
LV		66▲10	17▼-10	6=	7=	5=
LT		56▲2	34▲2	6=	2▼-2	1▼-2
LU		52▼-11	5=	9▼-23	10▲10	23▲23
HU		63▲6	20▲5	4▼-2	8▼-2	6▼-8
MT		62▲18	17▼-14	8▼-2	6▼-6	7▲3
NL		39▼-7	16▼-9	18▲1	28▲15	0=
AT		65▲8	18▼-9	7▲1	9=	2=
PL		76▲5	11▼-3	1▼-4	7▲1	5▲1
PT		66▲1	22▲1	4▲2	3▼-2	5▼-3
RO		52▼-6	30▲8	3▼-2	11▲6	4▼-5
SI		52▼-10	30▲5	8▲7	9▲2	2▼-4
SK		58▲10	23▼-9	7=	8▲1	4▼-1
FI		23▼-11	31▼-12	13▲2	26▲13	8▲7
SE		40▼-1	31▼-11	9▲6	6▼-2	14▲8

























Flash Eurobarometer 504 - Perceived independence of the national justice systems in the EU among companies  
Fieldwork: 17/01 - 01/02/2022

▼▲ Evolution 2021-2020 (comparison with Flash Eurobarometer 490, March-April 2021)

(%) Base: n=3 683 - If 'Fairly bad' or 'Very bad' at Q1

Caution should be exercised when interpreting the results for AT, BE, CY, DE, DK, EE, FI, IE, LU, MT, NL, SE, due to low base sizes (<100)

Q2a\_2 Could you tell me to what extent each of the following reasons explains your rating of the independence of the justice system in (THIS COUNTRY): Interference or pressure from economic or other specific interests

		Very much	Somewhat	Not really	Not at all	Don't know/ No Answer
EU27		44▲3	33▼-1	13▼-1	6▼-2	5=
BE		34▼-1	39▲1	14▲4	8▼-4	5▼-1
BG		54▼-3	30▲8	5▼-7	5▼-1	7▲3
CZ		50▲7	27▼-8	6▼-2	8▲2	9▲1
DK		14▼-19	39▲17	19▼-10	23▲6	6▲6
DE		56▲16	20▼-22	12=	3=	9▲6
EE		33▼-7	35▲14	8▲1	4=	20▼-8
IE		33▼-4	29▼-5	18▲5	10▼-2	11▲6
EL		57▲24	29▼-22	10▼-2	3=	2=
ES		56▲11	22▼-3	9▼-4	7▼-6	6▲2
FR		37▼-4	41▲11	16▼-1	5▼-7	1▲1
HR		50▲1	35▼-2	9▲4	4▼-2	3=
IT		28▼-2	46▲2	18▼-1	5▲2	3▼-1
CY		60▼-1	21▼-1	3▼-9	13▲8	5▲4
LV		54▲5	25▼-4	6▼-1	6▼-1	10▲2
LT		39▼-17	49▲15	1▼-1	4=	7▲3
LU		37▼-26	22▲17	18▲4	10▼-8	12▲12
HU		49▲2	32▲11	7▼-2	8▼-3	5▼-8
MT		24▼-1	27▼-14	34▲16	14▲1	0▼-2
NL		30▲1	36▼-5	21▲1	14▲3	0=
AT		53▲11	37▼-8	7▲1	2▼-3	2▼-2
PL		31▼-3	31▲2	23▲1	6▼-1	10▲2
PT		61▼-5	27▲7	3=	4▼-1	6▼-1
RO		48▼-1	31▼-4	11▲6	9▲3	2▼-3
SI		50▲5	35▼-4	5▲2	7▲1	3▼-4
SK		53▲8	29▼-5	7▲2	8▲3	4▼-7
FI		23▼-17	40▲2	11▼-1	13▲5	13▲12
SE		25▼-1	38▼-4	13▲3	15▲6	9▼-5

Flash Eurobarometer 504 - Perceived independence of the national justice systems in the EU among companies  
Fieldwork: 17/01 - 01/02/2022

▼▲ Evolution 2021-2020 (comparison with Flash Eurobarometer 490, March-April 2021)

(%) Base: n=3 683 - If 'Fairly bad' or 'Very bad' at Q1

Caution should be exercised when interpreting the results for AT, BE, CY, DE, DK, EE, FI, IE, LU, MT, NL, SE, due to low base sizes (<100)

Q2a\_3 Could you tell me to what extent each of the following reasons explains your rating of the independence of the justice system in (THIS COUNTRY): The status and position of judges do not sufficiently guarantee their independence

		Very much	Somewhat	Not really	Not at all	Don't know/ No Answer
EU27	 →	34▲1	33▲1	17▲1	11=	6▼-3
BE	 →	26▼-1	44▲4	19▲4	4▼-9	7▲2
BG	 →	37▼-11	30▲2	14▲5	9=	11▲4
CZ	 →	24▲4	41=	6▼-14	21▲11	8▼-1
DK	 →	22▼-1	17▼-8	22▲13	25▲8	13▼-11
DE	 →	42▲19	34▲16	14▼-14	5▼-7	4▼-14
EE	 →	27▲2	45▲25	8▲1	10▲3	11▼-31
IE	 →	27▼-10	31▼-7	24▲15	12▲9	6▼-7
EL	 →	28▲4	39▼-12	18▲1	12▲7	4=
ES	 →	36▼-4	30▲7	17▲3	12▼-3	6▼-2
FR	 →	35▲7	35▲1	17=	11▼-4	1▼-4
HR	 →	34=	41▲8	11▼-4	8▼-5	6▲1
IT	 →	20▼-6	37▲1	28▲8	11▲2	4▼-5
CY	 →	27▼-12	27▲3	14▲5	25▲5	8▼-2
LV	 →	41▲2	32▼-4	11▲4	5▼-3	11▲2
LT	 →	32▼-2	48▲6	6▼-5	8▲1	5=
LU	 →	0▼-3	9▼-24	25▼-5	23▲1	43▲32
HU	 →	53▲10	22▲1	12▲2	8▼-2	5▼-11
MT	 →	24▲3	45▲16	19▼-5	7▼-2	5▼-11
NL	 →	38▲18	16▼-34	19▲4	28▲14	0▼-1
AT	 →	21▼-5	33▼-6	29▲6	13▲6	3▼-1
PL	 →	49▲4	25▼-7	11▼-1	7▲2	8▲2
PT	 →	34▼-8	48▲7	7=	4▲1	7=
RO	 →	27=	32▼-2	14▼-3	19▲8	8▼-3
SI	 →	37▲9	39▲10	4▼-9	14▼-2	5▼-8
SK	 →	31▲2	41▲3	12▼-3	10▲3	7▼-5
FI	 →	33▲9	31▼-13	13=	16▲4	7▲1
SE	 →	16▼-15	30▲1	16▲2	17▲8	21▲4













Flash Eurobarometer 504 - Perceived independence of the national justice systems in the EU among companies  
Fieldwork: 17/01 - 01/02/2022

▼▲ Evolution 2021-2020 (comparison with Flash Eurobarometer 490, March-April 2021)

(%) Base: n=3 683 - If 'Fairly bad' or 'Very bad' at Q1

Caution should be exercised when interpreting the results for AT, BE, CY, DE, DK, EE, FI, IE, LU, MT, NL, SE, due to low base sizes (<100)

Q2a\_1f Could you tell me to what extent each of the following reasons explains your rating of the independence of the justice system in (THIS COUNTRY): Interference or pressure from government and politicians





























		Very much	Somewhat	Not really	Not at all	Don't know/ No Answer
EU27		19=	8▼-1	3=	2▼-1	68▲1
BE		10▲2	5▲1	3▼-1	1▼-2	81=
BG		26=	12▲5	6▲3	4▲2	52▼-10
CZ		12▼-8	9▲1	3▼-1	2▲1	74▲6
DK		2▼-1	3▲1	1▲1	2▲1	93▼-2
DE		7=	3=	1=	0=	89=
EE		5▲2	5▲3	2▲1	0▼-2	88▼-5
IE		5▼-1	5=	3▲1	1=	86=
EL		18▲2	12▼-4	4▲2	1=	66=
ES		35▲4	8▼-1	4▲2	3▼-3	51▼-2
FR		10▼-2	8▲1	5▲2	1▼-3	77▲2
HR		49▼-1	17▼-1	3=	3▼-1	28▲3
IT		20▼-1	17▼-5	8=	3=	52▲6
CY		24▲2	5▼-6	4▲3	4▲2	64▼-1
LV		18▼-1	5▼-5	2▼-1	2▼-1	74▲6
LT		14=	9▲1	2=	1▼-1	75=
LU		2▼-1	0=	0▼-1	0=	98▲2
HU		18=	6▲1	1▼-1	2▼-1	73▲1
MT		15▲4	4▼-4	2▼-1	2▼-2	78▲3
NL		4▼-1	2▼-1	2=	3▲1	90▲1
AT		10▲2	3▼-1	1=	1=	85▼-2
PL		45▲3	6▼-2	1▼-2	4▲1	44▲2
PT		30▼-1	10=	2▲1	1▼-1	58▲1
RO		17▼-2	10▲2	1▼-1	4▲2	69▼-1
SI		21▼-1	12▲3	3▲3	3▲1	61▼-5
SK		34▲5	14▼-6	4=	5=	43=
FI		2▼-2	3▼-2	1=	3▲1	91▲3
SE		5=	4▼-1	1▲1	1=	90▲1

Flash Eurobarometer 504 - Perceived independence of the national justice systems in the EU among companies  
Fieldwork: 17/01 - 01/02/2022

▼▲ Evolution 2021-2020 (comparison with Flash Eurobarometer 490, March-April 2021)

(%) Base: n=12 909 - All companies

Q2a\_2f Could you tell me to what extent each of the following reasons explains your rating of the independence of the justice system in (THIS COUNTRY): Interference or pressure from economic or other specific interests

		Very much	Somewhat	Not really	Not at all	Don't know/ No Answer
EU27		14=	11▼-1	4▼-1	2▼-1	69▲2
BE		7▼-1	8=	3▲1	2▼-1	82▲2
BG		29▲6	16▲7	3▼-2	2=	50▼-12
CZ		14▼-1	8▼-5	2▼-1	2=	75▲7
DK		1▼-1	3▲2	1=	2▲1	93▼-2
DE		6▲2	2▼-3	1=	0=	90▲1
EE		5=	5▲3	1=	1=	89▼-3
IE		5▼-1	4▼-1	3▲1	1=	87▲1
EL		20▲9	10▼-8	4▼-1	1=	65▼-1
ES		29▲6	11▼-1	5▼-2	3▼-3	52=
FR		9▼-2	10▲2	4▼-1	1▼-2	76▲2
HR		36▼-2	25▼-3	6▲3	3▼-2	30▲4
IT		14▼-3	23▼-2	9▼-2	3▲1	52▲6
CY		23▲1	8=	1▼-3	5▲3	63▼-1
LV		15▼-2	7▼-3	2▼-1	2▼-1	75▲7
LT		10▼-5	13▲4	0=	1=	76▲1
LU		1▼-2	1▲1	1=	0▼-1	97▲2
HU		14▼-1	9▲2	2▼-1	2▼-1	73▲1
MT		6▼-1	6▼-4	8▲3	3=	76▲2
NL		3=	4▼-1	2=	1=	90▲1
AT		8▲2	6=	1=	0=	85▼-2
PL		18▼-2	19▲1	13=	3▼-1	46▲2
PT		27▼-4	12▲3	1=	2=	58▲2
RO		15▼-1	10▼-2	3▲2	3▲1	68=
SI		20▲4	14=	2▲1	3▲1	62▼-5
SK		31▲4	17▼-3	4▲1	5▲2	43▼-4
FI		2▼-3	4▼-1	1=	1=	91▲3
SE		3=	5▼-1	2=	2▲1	89▼-1

Flash Eurobarometer 504 - Perceived independence of the national justice systems in the EU among companies  
Fieldwork: 17/01 - 01/02/2022

▼▲ Evolution 2021-2020 (comparison with Flash Eurobarometer 490, March-April 2021)

(%) Base: n=12 909 - All companies



Q2a\_3f Could you tell me to what extent each of the following reasons explains your rating of the independence of the justice system in (THIS COUNTRY): The status and position of judges do not sufficiently guarantee their independence


















		Very much	Somewhat	Not really	Not at all	Don't know/ No Answer
EU27		11=	11=	6=	4=	69▲1
BE		5▼-1	9=	4=	1▼-2	82▲2
BG		20▲1	16▲5	8▲4	5▲1	52▼-11
CZ		7=	11▼-3	2▼-5	6▲2	75▲6
DK		2=	1=	2▲1	2▲1	94▼-2
DE		5▲2	4▲2	2▼-2	1▼-1	89▼-1
EE		4▲1	6▲4	1=	1▲1	88▼-6
IE		4▼-2	4▼-1	3▲2	2▲1	87=
EL		10▲1	14▼-4	6=	4▲3	66=
ES		18▼-2	15▲4	9▲2	6▼-1	52▼-2
FR		9▲1	8=	4=	3▼-1	76▲1
HR		25▼-2	30▲5	8▼-4	6▼-4	31▲5
IT		10▼-5	18▼-2	14▲2	6=	53▲4
CY		10▼-4	10▲2	5▲2	10▲2	64▼-3
LV		11▼-2	9▼-3	3▲1	1▼-2	75▲7
LT		8▼-1	12▲2	2▼-1	2=	76=
LU		0=	0▼-1	1▼-1	1=	98▲2
HU		15▲1	6▼-1	3=	2▼-1	73=
MT		6=	11▲3	4▼-2	2▼-1	78▼-1
NL		4▲2	2▼-4	2=	3▲1	90▲1
AT		3=	5=	5▲1	2▲1	85▼-2
PL		29▲2	15▼-5	6▼-1	4▲1	45▲2
PT		15▼-5	21▲2	3=	2▲1	59▲2
RO		9=	10▼-1	5▼-1	6▲3	70=
SI		15▲5	16▲5	2▼-3	6=	63▼-7
SK		18▲1	24▲1	7▼-2	6▲2	45▼-3
FI		3=	3▼-2	1=	2=	91▲2
SE		2▼-2	4=	2=	2▲1	91▲1

Flash Eurobarometer 504 - Perceived independence of the national justice systems in the EU among companies  
Fieldwork: 17/01 - 01/02/2022

▼▲ Evolution 2021-2020 (comparison with Flash Eurobarometer 490, March-April 2021)

(%) Base: n=12 909 - All companies

Q2b\_1 Could you tell me to what extent each of the following reasons explains your rating of the independence of the justice system in (THIS COUNTRY): No interference or pressure from government and politicians

		Very much	Somewhat	Not really	Not at all	Don't know/ No Answer
EU27		22▼-1	40▼-1	18▲1	15▲2	5=
BE		20▲4	40▼-4	19▼-8	16▲7	5=
BG		26▼-8	31▲9	16▲1	16▼-1	11▼-1
CZ		21▲4	42▼-2	17▲1	14▼-3	7=
DK		27▼-5	46▲1	15▲6	8=	4▼-3
DE		27▲4	44▼-4	13▲1	13▲2	4▼-2
EE		28▼-7	31▼-2	14▼-1	14▲5	12▲5
IE		22▼-7	44▲1	15=	17▲6	2▼-1
EL		11▼-2	45▲5	31▼-1	8▼-4	5▲2
ES		26▼-7	32▲11	21▲4	18▼-6	2▼-3
FR		17▲3	43▼-2	25▼-1	10▼-3	5▲2
HR		10▼-4	45▲5	16▼-3	23▲8	6▼-6
IT		14=	43▼-6	29▲3	12▲3	1▼-1
CY		20▼-4	48▲3	14▲2	13▲5	4▼-6
LV		18▼-4	40▲3	14▼-6	19▲5	10▲2
LT		19▼-6	39▼-6	19▲4	18▲7	5=
LU		9▼-11	37▲1	16=	31▲10	8▲1
HU		18▲9	29▼-10	15▼-8	22▲5	15▲4
MT		17▲4	52▲7	12▼-6	16▼-2	2▼-4
NL		29▼-6	40▲1	12▲1	15▲2	4▲2
AT		22▼-5	44▼-1	8▼-4	22▲9	5▲1
PL		21▼-6	29▼-15	23▲5	11▲5	17▲11
PT		27▲2	39▼-2	18▲2	17▲1	0▼-3
RO		26▲8	35▼-10	11▼-2	19▲7	9▼-2
SI		30▲7	43▲16	7▼-11	16▼-5	4▼-8
SK		23▲5	43▼-10	15▲2	14▲3	6=
FI		25▼-2	39▼-8	17▲1	17▲10	2▼-1
SE		26▼-19	34▲4	12=	22▲15	7▲1

Flash Eurobarometer 504 - Perceived independence of the national justice systems in the EU among companies  
Fieldwork: 17/01 - 01/02/2022

▼▲ Evolution 2021-2020 (comparison with Flash Eurobarometer 490, March-April 2021)

(%) Base: n=7 239 - If 'Very good' or 'Fairly good' at Q1

Q2b\_2 Could you tell me to what extent each of the following reasons explains your rating of the independence of the justice system in (THIS COUNTRY): No interference or pressure from economic or other specific interests




























		Very much	Somewhat	Not really	Not at all	Don't know/ No Answer
EU27		22▲2	41▼-1	17▼-2	14▲2	6▼-1
BE		18▲4	40▼-2	22▼-7	14▲3	5▲2
BG		29▲13	34▼-8	13▼-2	17▼-1	8▼-3
CZ		16▲6	47▼-4	13▼-6	17=	8▲4
DK		47▲4	29=	10▲1	10=	5▼-5
DE		28▲5	43▼-2	11=	14▲3	4▼-6
EE		25▼-10	32▼-3	16▲6	11▲1	16▲6
IE		24▼-7	35▼-1	24▲8	13▼-1	4▲1
EL		12▲2	46▲1	29▼-4	8▼-2	5▲4
ES		15▼-4	40▲7	23▲4	16▼-7	6=
FR		20▲6	51▲4	14▼-12	9=	6▲1
HR		5▼-5	56▲19	13▼-12	17▼-1	8▼-2
IT		20▲4	36▼-4	28=	9▲2	7▼-2
CY		22▲11	46▼-1	9▼-9	13▲1	10▼-1
LV		18=	42▼-3	15▼-3	11▲2	15▲5
LT		11▼-7	48▼-1	17▼-3	19▲8	5▲3
LU		11▼-9	35▼-1	9▼-4	35▲13	10▲2
HU		18▲7	33▼-8	19▼-7	19▲5	11▲2
MT		21▲4	39▼-1	22▼-1	15=	3▼-2
NL		25▼-7	38=	15▼-1	19▲7	3=
AT		20▼-6	47▼-1	13▲2	16▲5	5=
PL		33▲16	27▼-22	16▼-2	7=	18▲8
PT		20▲1	44=	8▼-5	24▲5	4▼-1
RO		15=	45▼-5	14=	15▲2	12▲3
SI		16▲7	52▲9	13▼-9	14=	5▼-7
SK		10▲1	54▲3	13▼-3	17▲4	6▼-6
FI		29▼-2	35▼-10	18▲5	15▲6	3▲1
SE		25▼-18	28▼-4	10▲2	26▲19	10▲1

Flash Eurobarometer 504 - Perceived independence of the national justice systems in the EU among companies  
Fieldwork: 17/01 - 01/02/2022

▼▲ Evolution 2021-2020 (comparison with Flash Eurobarometer 490, March-April 2021)

(%) Base: n=7 239 - If 'Very good' or 'Fairly good' at Q1

Q2b\_3 Could you tell me to what extent each of the following reasons explains your rating of the independence of the justice system in (THIS COUNTRY): The status and position of judges sufficiently guarantee their independence





		Very much	Somewhat	Not really	Not at all	Don't know/ No Answer
EU27		39▲2	41=	9▼-2	5▼-1	7▲1
BE		31▲4	47▼-7	14▲4	3▼-2	5=
BG		25▼-8	36▲10	21▲10	10▼-8	9▼-4
CZ		36▲5	42▼-5	8▼-3	7▼-1	8▲4
DK		50▼-3	36▲3	6▲4	2▼-2	5▼-3
DE		55▼-2	27▲2	10▲3	4▲1	6▼-3
EE		58▲6	26▼-3	3▼-2	2▼-2	11▲1
IE		37▼-6	48▲5	9=	4▲1	3=
EL		15▼-2	70▲12	9▼-11	2=	4▲1
ES		38▲3	36▲2	14▲1	6▼-8	6▲3
FR		37▲11	49▼-3	6▼-8	1▼-2	7▲2
HR		11▼-8	61▲21	11▲1	6▼-10	11▼-5
IT		21=	61▼-2	10▼-3	5▲2	3▲2
CY		26=	59=	1▼-5	7▲7	7▼-2
LV		25▼-1	42▲2	18=	5=	10▼-1
LT		17▼-6	49▼-2	14▲1	10▲4	10▲4
LU		25▼-25	49▲17	5=	10▲4	11▲4
HU		31▲15	40▼-6	7▼-13	3▼-8	19▲12
MT		38▲1	38▲3	12▼-4	7▲1	6▼-1
NL		48▲6	37▼-6	7▼-4	5▲3	3=
AT		44▼-1	36▼-2	12▲5	4=	4▼-1
PL		39▲16	33▼-14	11▼-9	4▲3	13▲4
PT		19▼-4	29=	19=	23▼-1	11▲4
RO		30▲4	44▼-6	9▼-2	6▲3	11▲2
SI		21▼-5	56▲15	10▼-4	5▼-3	8▼-2
SK		15▼-9	52▲5	20▲8	7▲3	6▼-6
FI		52▼-1	37▲3	5▼-3	3▲1	3=
SE		47▼-8	29▼-1	4▼-2	8▲8	12▲4

Flash Eurobarometer 504 - Perceived independence of the national justice systems in the EU among companies  
Fieldwork: 17/01 - 01/02/2022

▼▲ Evolution 2021-2020 (comparison with Flash Eurobarometer 490, March-April 2021)

(%) Base: n=7 239 - If 'Very good' or 'Fairly good' at Q1

Q2b\_1f Could you tell me to what extent each of the following reasons explains your rating of the independence of the justice system in (THIS COUNTRY): No interference or pressure from government and politicians



		Very much	Somewhat	Not really	Not at all	Don't know/ No Answer
EU27		12=	21▲1	10▲1	8▲1	50▼-4
BE		13▲4	26=	12▼-3	10▲5	40▼-5
BG		7▼-7	9▼-1	5▼-2	5▼-3	75▲13
CZ		11▲3	23▲1	9▲1	8▼-1	49▼-4
DK		23▼-3	40▲3	13▲6	7=	16▼-6
DE		21▲5	33▲1	10▲1	10▲2	26▼-9
EE		13▼-7	15▼-4	7▼-2	7▲2	59▲11
IE		17▼-5	34▲1	12=	13▲5	24▼-2
EL		6▼-2	27▲2	19▼-1	5▼-3	44▲3
ES		11▼-2	13▲5	9▲2	8▼-2	60▼-3
FR		10▲2	26=	15=	6▼-1	42▼-1
HR		2=	10▲4	4▲1	5▲3	79▼-8
IT		6▲2	17▲3	12▲4	5▲2	60▼-12
CY		9▼-2	22▲2	6▲1	6▲2	56▼-4
LV		5▼-7	11▼-8	4▼-7	5▼-2	76▲24
LT		11▼-3	24▼-3	11▲3	11▲4	42▼-1
LU		7▼-7	28▲2	12▲1	24▲9	29▼-5
HU		6▲3	10▼-2	5▼-2	8▲2	71▼-1
MT		12▲3	36▲5	8▼-4	11▼-1	33▼-2
NL		21▼-7	29▼-3	9=	11=	31▲11
AT		17▼-4	34▼-1	6▼-3	17▲7	26▲2
PL		4▼-1	6▼-2	4▲1	2▲1	84▲1
PT		11▲1	15▼-1	7▲1	7=	61▼-1
RO		13▲5	17▼-3	6=	9▲4	55▼-5
SI		15▲5	21▲9	4▼-4	8▼-1	53▼-9
SK		7▲2	13▼-3	4▲1	4▲1	72=
FI		22▼-1	34▼-6	15▲1	15▲9	14▼-2
SE		18▼-14	24▲2	8=	16▲11	34▲1

Flash Eurobarometer 504 - Perceived independence of the national justice systems in the EU among companies  
Fieldwork: 17/01 - 01/02/2022

▼▲ Evolution 2021-2020 (comparison with Flash Eurobarometer 490, March-April 2021)

(%) Base: n=12 909 - All companies

Q2b\_2f Could you tell me to what extent each of the following reasons explains your rating of the independence of the justice system in (THIS COUNTRY): No interference or pressure from economic or other specific interests

		Very much	Somewhat	Not really	Not at all	Don't know/ No Answer
EU27		12▲2	22▲1	9=	7▲1	51▼-4
BE		11▲4	26▲1	14▼-3	9▲2	40▼-4
BG		8▲1	9▼-8	4▼-3	5▼-3	74▲12
CZ		9▲4	26=	7▼-3	9▲1	49▼-2
DK		41▲5	25▲1	8▲2	9=	18▼-8
DE		21▲6	33▲2	9▲1	11▲3	27▼-12
EE		12▼-8	15▼-5	7▲2	5▼-1	61▲12
IE		18▼-5	27▼-1	18▲7	10▼-1	26=
EL		7▲1	27=	17▼-3	5▼-1	44▲4
ES		6▼-1	16▲3	9▲2	6▼-3	62▼-1
FR		12▲4	31▲3	9▼-6	5=	43▼-2
HR		1=	13▲7	3▼-1	4▲1	79▼-7
IT		8▲4	15▲3	11▲3	4▲2	63▼-11
CY		10▲5	21=	4▼-4	6=	59▼-1
LV		5▼-5	11▼-13	4▼-5	3▼-2	77▲25
LT		7▼-4	29=	10▼-1	12▲5	42=
LU		8▼-6	27▲1	7▼-3	27▲11	32▼-3
HU		6▲3	11▼-1	7▼-2	7▲2	69▼-2
MT		14▲3	27▼-1	15▼-1	10=	34▼-1
NL		18▼-8	27▼-3	11▼-2	14▲4	30▲10
AT		15▼-5	36▼-1	10▲2	13▲4	26▲1
PL		6▲3	5▼-4	3=	1=	84▲1
PT		8▲1	17=	3▼-2	10▲2	62▼-1
RO		7▲1	22=	7▲1	7▲1	57▼-3
SI		8▲4	26▲7	6▼-3	7▲1	54▼-8
SK		3=	16▲1	4▼-1	5▲1	72▼-2
FI		25▼-1	31▼-8	16▲4	13▲5	16▼-1
SE		18▼-13	20▼-3	7▲1	18▲13	37▲1

Flash Eurobarometer 504 - Perceived independence of the national justice systems in the EU among companies  
Fieldwork: 17/01 - 01/02/2022

▼▲ Evolution 2021-2020 (comparison with Flash Eurobarometer 490, March-April 2021)

(%) Base: n=12 909 - All companies

Q2b\_3f Could you tell me to what extent each of the following reasons explains your rating of the independence of the justice system in (THIS COUNTRY): The status and position of judges sufficiently guarantee their independence





























		Very much	Somewhat	Not really	Not at all	Don't know/ No Answer
EU27		20▲2	21▲1	5▼-1	3=	51▼-3
BE		20▲4	30▼-1	9▲3	2▼-1	40▼-5
BG		7▼-7	10▼-1	6▲1	3▼-5	75▲12
CZ		20▲4	23▼-1	4▼-1	4=	49▼-2
DK		44=	32▲4	5▲4	2▼-1	18▼-6
DE		42▲3	20▲3	7▲2	3▲1	28▼-10
EE		27▼-2	12▼-4	1▼-2	1▼-1	58▲9
IE		29▼-4	37▲4	7=	3▲1	25▼-1
EL		9▼-1	41▲6	5▼-7	1=	43▲2
ES		16▲2	15▲1	6=	3▼-3	62=
FR		22▲8	30▼-1	4▼-5	1▼-1	43▼-1
HR		3=	14▲8	2▲1	1▼-1	80▼-7
IT		9▲3	25▲7	4=	2▲1	61▼-11
CY		12=	27▲1	1▼-2	3▲3	58▼-2
LV		7▼-7	11▼-10	5▼-5	1▼-1	76▲23
LT		10▼-4	30=	9▲1	6▲3	45▲1
LU		19▼-16	37▲15	4=	8▲3	32▼-2
HU		11▲6	14▼-1	2▼-4	1▼-2	72▲1
MT		26▲1	26▲2	8▼-3	5▲1	36▼-1
NL		34▲1	26▼-9	5▼-4	4▲2	30▲10
AT		34▼-1	28▼-2	9▲4	3=	26=
PL		8▲3	7▼-2	2▼-1	1▲1	83▼-1
PT		8▼-1	11=	7=	9=	65▲1
RO		15▲3	21▼-1	5=	3▲2	56▼-3
SI		10▼-1	28▲10	5▼-1	3▼-1	55▼-6
SK		4▼-3	16▲1	6▲2	2▲1	72▼-2
FI		45=	32▲3	5▼-2	3▲1	15▼-2
SE		33▼-6	20▼-1	3▼-2	6▲5	38▲3

Flash Eurobarometer 504 - Perceived independence of the national justice systems in the EU among companies  
Fieldwork: 17/01 - 01/02/2022

▼▲ Evolution 2021-2020 (comparison with Flash Eurobarometer 490, March-April 2021)

(%) Base: n=12 909 - All companies

Q3 To what extent are you confident that your investments are protected by the law and courts in (your country) if something goes wrong?

		Very confident	Fairly confident	Fairly unconfident	Very unconfident	Don't know/ No Answer
EU27		15	40	25	14	6
BE		9	46	29	8	8
BG		8	30	38	19	6
CZ		13	49	25	8	5
DK		38	38	13	6	5
DE		30	39	14	11	6
EE		8	48	28	7	10
IE		25	53	16	5	1
EL		4	34	43	18	1
ES		12	30	31	24	4
FR		17	52	17	7	8
HR		7	42	35	14	3
IT		9	48	26	14	3
CY		2	28	36	29	5
LV		4	30	41	19	7
LT		5	43	33	16	3
LU		38	44	10	3	5
HU		11	39	26	9	15
MT		34	42	8	8	8
NL		17	47	21	7	8
AT		28	45	13	11	3
PL		8	17	37	27	10
PT		9	33	39	15	3
RO		7	51	26	11	5
SI		10	58	16	13	3
SK		2	33	44	17	5
FI		21	62	11	3	4
SE		32	45	12	2	9





























Flash Eurobarometer 504 - Perceived independence of the national justice systems in the EU among companies

Fieldwork: 17/01 - 01/02/2022

(%) Base: n=12 909 - All companies



## Q4 What are your main reasons for concern about the effectiveness of investment protection?

		Unpredictable, non-transparent administrative conduct, and difficulty to challenge administrative decisions in court	Frequent changes in legislation or concerns about quality of the law making process	Difficulty to obtain a fair compensation/ to protect property when something goes wrong	Difficult to enforce rights in court due to concerns about quality, efficiency or independence of justice	Other	Don't know/ No Answer
EU27		64	63	61	60	3	4
BE		71	68	64	43	5	6
BG		55	44	36	43	10	4
CZ		79	80	83	71	0	2
DK		26	32	34	29	13	3
DE		54	50	54	41	8	9
EE		35	46	46	39	3	14
IE		51	43	34	52	10	5
EL		56	82	71	63	3	0
ES		89	83	86	84	1	2
FR		68	51	56	58	3	6
HR		74	67	58	65	1	4
IT		45	43	50	55	2	2
CY		55	54	73	67	3	2
LV		64	66	42	58	7	2
LT		64	80	72	63	1	4
LU		53	30	58	53	2	8
HU		58	68	49	58	0	5
MT		70	63	46	60	6	3
NL		51	46	64	39	2	12
AT		46	50	34	44	4	2
PL		68	71	48	59	0	5
PT		54	46	51	54	8	6
RO		76	87	76	64	2	2
SI		47	61	40	46	7	0
SK		79	75	77	80	2	2
FI		61	53	69	42	4	2
SE		36	53	59	36	10	6

Flash Eurobarometer 504 - Perceived independence of the national justice systems in the EU among companies  
Fieldwork: 17/01 - 01/02/2022

(%) Base: n=4 438 - Base: if 'Fairly unconfident' or 'Very unconfident' at Q3

Caution should be exercised when interpreting the results for DK, FI, LU, MT, SE, due to low base sizes (<100)

